

B6.Cg-Hprt^{tm350a(Ple232-icre/ERT2)Ems}/Mmjax

MMRRC Stock No: **037080-JAX**

 Congenic, Targeted Mutation

ORDER AT MMRRC JAX

[Email](#) [Download PDF](#) [Help](#)

icre/frt/ERT2/frt;mEMS6006

Ple232-icre/frt/ERT2/frt;mEMS6006 mice have the Ple232-icre/frt/ERT2/frt transgene targeted as a single copy "knock-in" into the upstream region of the hypoxanthine guanine phosphoribosyl transferase (*Hprt*) locus on the X Chromosome. This is designed to allow specific portions from the promoter/enhancer/regulatory regions of the human troponin T type 1 (*TNNT1*) locus to direct expression of a tamoxifen-inducible, improved Cre recombinase (*icre/ERT2*). In these mice, the *icre/ERT2* estrogen receptor sequences are flanked with *frt* sites.

Donating Investigator

Elizabeth M Simpson, Centre for Molecular Medicine & Therapeutics, University of British Columbia

READ MORE +

GENETIC OVERVIEW

Genetic Background

Generation

Hprt^{tm350a(Ple232-icre/ERT2)Ems}

Alele Type

Targeted (Recombinase-expressing, Inducible)

Gene Symbol

Hprt

Gene Name

hypoxanthine guanine phosphoribosyl transferase

VIEW GENETICS

RESEARCH APPLICATIONS

VIEW ALL RESEARCH APPLICATIONS

Details

Detailed Description

Ple232-*icre/frt/ERT2/frt*;mEMS6006 mice have the Ple232-*icre/frt/ERT2/frt* transgene targeted as a single copy "knock-in" into the upstream region of the hypoxanthine guanine phosphoribosyl transferase (*Hprt*) locus on the X Chromosome. Heterozygous females and hemizygous males are viable and fertile, with specific portions from the promoter/enhancer/regulatory regions of the human troponin T type 1 (*TNNT1*) locus directing expression of the tamoxifen-inducible, improved Cre recombinase (*icre/ERT2*). In these mice, the *icre/ERT2* estrogen receptor sequences are flanked with *frt* sites. The donating investigator reports RT PCR expression as "Positive (Hippocampus, Diencephalon, Hindbrain)." The phenotype of homozygous mice has not been evaluated to date (January 2014).

The iCre/ER^{T2} fusion protein used here consists of a codon-improved Cre recombinase fused to a G400V/M543A/L544A triple mutant form of the human estrogen receptor which does not bind its natural ligand (17β-estradiol) at physiological concentrations but will bind the synthetic estrogen receptor ligands 4-hydroxytamoxifen (OHT or tamoxifen) and, with lesser sensitivity, ICI 182780. Restricted to the cytoplasm, iCre/ER^{T2} can only gain access to the nuclear compartment after exposure to tamoxifen. To counteract the mixed estrogen agonist effects of tamoxifen injections, which can result in late fetal abortions in pregnant mice, progesterone may be coadministered. The iCre/ER^{T2} fusion protein used here has also been modified to have F3-*frt* sites flanking the estrogen receptor sequences.

Development

Expression Data

Control Suggestions

Selected References

Genetics

Hprt^{tm350a(Ple232-*icre/ERT2*)Ems}

Disease/Phenotype

Disease Terms

Research Areas By Phenotype

Mammalian Phenotype Terms by Genotype

[- Technical Support](#)

C O N T A C T T E C H N I C A L S U P P O R T

Genotyping Protocols

Standard PCR:[Generic iCre](#)

Probe:[Generic iCre Probe](#)

[Genotyping resources and troubleshooting](#)

Breeding Considerations

The targeted mutation is on the X chromosome. When maintaining a live colony, heterozygous females may be bred with wildtype males from the colony or with C57BL/6J inbred males (Stock No. [000664](#)). Alternatively, wildtype females from the colony or C57BL/6J inbred females may be bred with hemizygous males. Homozygous females and hemizygous males are expected to be viable and fertile. The expected coat color is black.

[Additional Breeding and Husbandry Support](#)

Citation

When using the B6.Cg-*Hprt^{tm350a(Ple232-icre/ERT2)Ems}*/Mmjax mouse strain in a publication, please [cite the originating article\(s\)](#) and include MMRRRC stock #037080 in your Materials and Methods section.

Animal Health Reports

[Facility Barrier Level Descriptions](#)

Production of mice from cryopreserved embryos or sperm occurs in a maximum barrier room, [G200](#)

THE JACKSON LABORATORY'S GENOTYPE PROMISE

The Jackson Laboratory has rigorous genetic quality control and mutant gene genotyping programs to ensure the genetic background of JAX® Mice strains as well as the genotypes of strains with identified molecular mutations. JAX® Mice strains are only made available to researchers after meeting our standards. However, the phenotype of each strain may not be fully characterized and/or captured in the strain data sheets. **Therefore, we cannot guarantee a strain's phenotype will meet all expectations.** To ensure that JAX® Mice will meet the needs of individual research projects or when requesting a strain that is new to your research, we suggest ordering and performing tests on a small number of mice to determine suitability for your particular project. We do not guarantee [breeding performance](#) and therefore suggest that investigators order more than one breeding pair to avoid delays in their research.

[- Terms Of Use](#)

TERMS OF USE

[General Terms and Conditions](#)

LICENSING INFORMATION

Phone: 207-288-6470

Email: TechTran@jax.org

☐ Related Strains

All

By Allele

By Gene

By Collection




DO YOU NEED BALB/c MICE?


Rely on JAX to provide the models you need, when you need them.

LEARN MORE



CONTACT

 DONATE

 SUBSCRIBE

JAX HOME CAREERS LEGAL INFORMATION

RESEARCH CENTERS MOUSE GENOME INFORMATICS


MOUSE PHENOME DATABASE

Leading the search for

TOMORROW'S CURES



©2021 THE JACKSON LABORATORY

Choose other country or region 

 [E](#) [E](#) [E](#) [D](#) [B](#)

Did you find what you were looking for?

Yes No