


B6.129P2-*Lgr6*^{tm2.1(cre/ERT2)Cle}/J
Stock No: **016934** | *Lgr6*-GFP-ires-CreERT2
 Congenic, Targeted Mutation

Typically mice are recovered in 10-14 weeks. Contact Customer Service to place an order or for more information.

PLACE ORDER

[Email](#) [Download PDF](#) [Help](#)

These *Lgr6* knock-out mice carry an EGFP-ires-CreERT2 mutation that enables green fluorescent protein labeling of cells that normally express *Lgr6*. *Lgr6* marks a distinct stem cell population located in hair follicles. The tamoxifen-inducible cre excision feature has been useful in tracing hair follicle stem cell fate.

Donating Investigator

Hans Clevers, Hubrecht Institute

READ MORE +

GENETIC OVERVIEW

Genetic Background Generation

Lgr6^{tm2.1(cre/ERT2)Cle}

Allele Type	Gene Symbol	Gene Name
Targeted (Recombinase-expressing, Reporter, Inducible, Null/Knockout)	<i>Lgr6</i>	leucine-rich repeat-containing G protein-coupled receptor 6

VIEW GENETICS

RESEARCH APPLICATIONS

Research Tools

VIEW ALL RESEARCH APPLICATIONS

BASE PRICE

Starting at:

\$2,854.50 Domestic price Cryo Recovery

V I E W P R I C E L I S T

Details

Detailed Description

Lgr6 (leucine-rich repeat-containing G protein-coupled receptor 6) marks a distinct stem cell population located in hair follicles. Situated directly above CD34 and keratin 15-positive stem cells in the hair follicle bulge, LGR6+ stem cells are capable of generating all cell lineages of the skin and are involved with wound repair and new hair follicle development.

Insertion of EGFP-Ires-CreERT2 into the transcriptional start site of the gene has enabled green fluorescent labeling of cells that normally express *Lgr6*. Prominent expression in rare cells in the brain, mammary gland, lung and skin is observed. Endogenous expression of LGR6 protein is blocked. Homozygotes are viable, healthy, and fertile.

When crossed with a Gt(ROSA)26Sor-LacZ cre reporter strain (e.g. Stock No. [003474](#)), no leakiness of the CreERT2 is observed prior to tamoxifen induction. Single injections of tamoxifen facilitate tracking of LGR6+ cells and their derivatives through lacZ staining.

Development

Expression Data

Control Suggestions

Selected References

Genetics

Lgr6^{tm2.1(cre/ERT2)Cle}

⊖ Disease/Phenotype

[+ Disease Terms](#)

[+ Research Areas By Phenotype](#)

[+ Mammalian Phenotype Terms by Genotype](#)

[+ References](#)

⊖ Technical Support

C O N T A C T T E C H N I C A L S U P P O R T

Genotyping Protocols

Probe:[Generic Cre Probe](#)

Standard PCR:[Generic Cre Melt Curve Analysis](#)

Separated PCR:[Lgr6](#)

[Genotyping resources and troubleshooting](#)

Breeding Considerations

Homozygotes or heterozygotes may be bred.

[Additional Breeding and Husbandry Support](#)

Citation

When using the Lgr6-GFP-ires-CreERT2 mouse strain in a publication, please [cite the originating article\(s\)](#) and include JAX stock #016934 in your Materials and Methods section.

Animal Health Reports

[Facility Barrier Level Descriptions](#)

Production of mice from cryopreserved embryos or sperm occurs in a maximum barrier room, [G200](#)

⊖ Pricing & Availability



Typically mice are recovered in 10-14 weeks. Contact Customer Service to place an order or for more information.

Domestic International

Pricing effective for USA, Canada and Mexico shipping destinations

CRYORECOVERY - DOMESTIC PRICING

SERVICE/PRODUCT	DESCRIPTION	PRICE
Cryo Recovery	Heterozygous or wildtype for Lgr6<tm2.1(cre/ERT2)Cle>	\$2,854.50

RELATED PRODUCTS AND SERVICES

Frozen Mouse Embryo	B6.129P2-Lgr6<tm2.1(cre/ERT2)Cle>/J	\$2595.00
-------------------------------------	-------------------------------------	-----------

PAYMENT TERMS AND CONDITIONS

Terms are granted by individual review and stated on the customer invoice(s) and account statement. These transactions are payable in U.S. currency within the granted terms. Payment for services, products, shipping containers, and shipping costs that are rendered are expected within the payment terms indicated on the invoice or stated by contract. Invoices and account balances in arrears of stated terms may result in The Jackson Laboratory pursuing collection activities including but not limited to outside agencies and court filings.

THE JACKSON LABORATORY'S GENOTYPE PROMISE

The Jackson Laboratory has rigorous genetic quality control and mutant gene genotyping programs to ensure the genetic background of JAX® Mice strains as well as the genotypes of strains with identified molecular mutations. JAX® Mice strains are only made available to researchers after meeting our standards. However, the phenotype of each strain may not be fully characterized and/or captured in the strain data sheets. **Therefore, we cannot guarantee a strain's phenotype will meet all expectations.** To ensure that JAX® Mice will meet the needs of individual research projects or when requesting a strain that is new to your research, we suggest ordering and performing tests on a small number of mice to determine suitability for your particular project. We do not guarantee [breeding performance](#) and therefore suggest that investigators order more than one breeding pair to avoid delays in their research.

Terms Of Use

TERMS OF USE

[General Terms and Conditions](#)

QUESTIONS ABOUT TERMS OF USE

ADDITIONAL USE RESTRICTIONS APPLY

[Use of MICE by companies or for-profit entities requires a license prior to shipping.](#)

LICENSING INFORMATION

Related Strains

- All
- By Allele
- By Gene
- By Collection




DO YOU NEED BALB/c MICE?

Rely on JAX to provide the models you need, when you need them.

[LEARN MORE](#)



 CONTACT

 DONATE

 SUBSCRIBE


[JAX HOME](#) [CAREERS](#) [LEGAL INFORMATION](#)

Leading the search for

TOMORROW'S CURES



©2021 THE JACKSON LABORATORY

Choose other country or region 

 [E](#) [E](#) [E](#) [D](#) [B](#)

Did you find what you were looking for?

Yes No