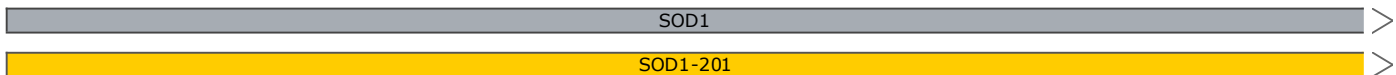


CZK2J00160R_SOD1_D91A_A03_AA
1514 bp

5'
3'

ATCTAAACCCCTGCTCCCAAATGCTGGAATGCTTTTACTTCTGGGCTTAAAGGAATTGACAAATGGGGACACTTAAAACGATT
TAGATTTGGGGACGAGGGTTTACGACCTTACGAAAATGAAGGACCCGAATTTCTTAACTGTTTACCCTGTGAATTTTGCTAAA

85

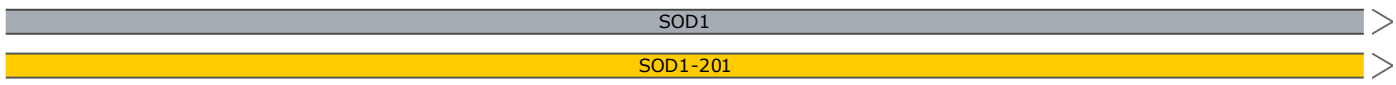


PCR Forward

tacaagtgccaaaggggaactaata

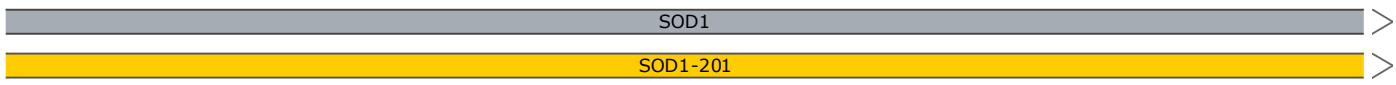
GGTTTTGTAGCATTATTGAATATAGAATAAACAAGTGCCAAAGGGGAACAAATACAGGAAATGTCATGAACAGTACTGTCAA
CCAAAACATCGTAAATAACTTATATCTTGATTATGTTCCAGGTTCCCTTGATTATGTCCTTACAGTACTTGTGCATGACAGTT

170



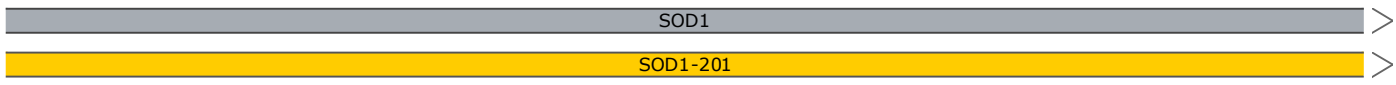
CCACTAGCAAAATCAATCATCATTGTGAAACATAGGAAGCTTCTGTAGATAAAAAAAAAAATTGATACTGAAAACAGTTCGAGAC
GGTGATCGTTTTAGTTAGTAGTAACACTTTGTATCCTTCGAAGACATCTATTTTTTTTTTAACTATGACTTTTGATCAGCTCTG

255



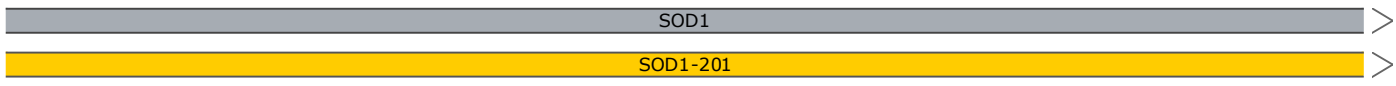
TCCATTTATATGTGTATGTTTTCTGAAAGCCTTTCAGAAAAATATTAATTTAAGGACAAGATTTTTATATCAGAGGCCTTGGGA
AGGTAATATACACATACAAAAGACTTTCGGAAAGTCTTTTTATAATTTAAATTCCTGTTCTAAAAATATAGTCTCCGGAACCCT

340



CATAGCTTTGTTAGCTATGCCAGTAATTAACAGGCATAACTCAGTAACTGAGAGTTTACCCTTTGGTACTTCTGAAATCAGGTGC
GTATCGAAACAATCGATACGGTCATTAATTGTCCGTATTGAGTCACTTCAAATGGGAAACCATGAAGACTTTAGTCCACG

425

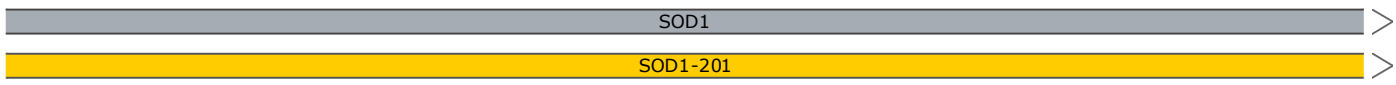


Sanger Sequencing Primer

ccccatctttcttcccagag

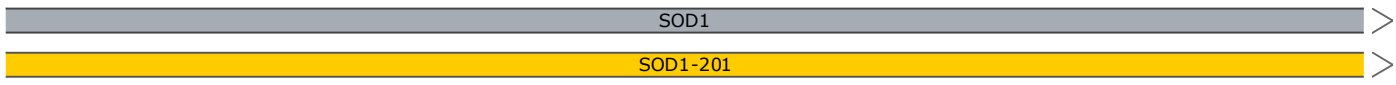
AGCCCCATCTTTCTTCCCAGAGCATTAGTGTGTAGACGTGAAGCCTTGTGTTGAAGAGCTGATTTAGAATGCCTAGCTACTTGT
TCGGGGTAGAAAGAAGGGTCTCGTAATCACACATCTGCACTTCGGAACAAACTTCTCGACATAAATCTTACGGATCGATGAACAA

510



TGCAAATTTGTGTCTACTCAGTCAAGTTTTAATTTAGCTCATGAACTACCTTGATGTTTGTGGCATCAGCCCTAATCCATCTGA
ACGTTTAAACACAGATGAGTCAAGTTCAAATTAATCGAGTACTTGATGGAACACAAATCACCGTAGTCGGGATTAGGTAGACT

595



gRNA Protospacer

GACTGCTGCAAAGATGGTG

TGCTTTTTCATTATTAGGCATGTTGGAGACTTGGGCAATGTGACTGCTGACAAAGATGGTGTGGCCGATGTGTCTATTGAAGATT
ACGAAAAAGTAATAATCCGTACAACCTCTGAACCCGTTACACTGACGACTGTTTCTACCACACCCGGCTACACAGATAAATTCTAA

680

SOD1

SOD1-201

H V G D L G N V T A D K D G V A D V S I E D
ENSE00003555033
SOD1-201

Donor Template SNV -> REV

gRNA Protospacer

PAM

SNV

ACCTCTGAACCCGTTACACTGACGACTGTTTCTACCACACCCGGCTACACAGATAAATTCTAA
Donor Template SNV -> REV

CTGTGATCTCACTCTCAGGAGACCATTGCATCATTGGCCGCACACTGGTGGTAAGTTTTCATAAAAGGATATGCATAAACTTCT
GACACTAGAGTGAGAGTCCTCTGGTAACGTAGTAACCCGGCGTGTGACCACCATTCAAAAGTATTTTCTATACGTATTTTGAAGA

765

SOD1

SOD1-201

S V I S L S G D H C I I G R T L V V S F H K R I C I K L L
ENSE00003555033
SOD1-201 (in frame with SOD1-201)

Donor Template SNV -> REV

GACACTAGAGTGAGAGTCCTCTGGTAACGTAGTAACCG

Donor Template SNV -> REV

TCTAACATACAGTCATGTATCTTTTCACTTTGATTGTTAGTGC6CGGTTTCTAAAGATCCAGATAAACTGTACTTGCAGTTCAAA
AGATTGTATGTCAGTACATAGAAAAGTGAAACTAACAATCAGCGCCAAAGATTTCTAGGTCTATTTGACATGAACGTCAAGTTTA

850

SOD1

SOD1-201

L T Y S H V S F H F D C
(in frame with SOD1-201)

TAGGAAAAGCAATTTTATTGGACAATTACGGTGAATAATGAATTATTTTATCTAGGTGAGTTAAGAACAAGTCTGCTAAGATGC
ATCCTTTTTCGTTAAAATAACCTGTTAATGCCACTTTTACTTAATAAAAATAGATCCAGTCAATTCTTGTGACAAGACGATTCTACG

935

SOD1

SOD1-201

AGTAAAAAGCAGGTTACATTTGACCATATTAGATCTGAGTTTGGAAAACAGAAGTAGTCTTTAGTTTTAAATGGCCAGATTTTC
TCATTTTTCGTTCCAATGTAAACTGGTATAATCTAGACTCAAACCTTTTGTCTTTCATCAGAAATCAAATTTTACCGGTCTAAAAG

1020

SOD1

SOD1-201

TTGCCAGGATTGGGTTTCTCACTTGTTAAACAGAACATTTTGTAAAGTTTAAAACCTGGGATGGACTTAAGTATTCATGTTTCATT
AACGGTCTTAACCCAAAGAGTGAACAATTTGTCTTGTAAAACAATTCAAATTTTGGACCCTACCTGAATTCATAAGTACAAGTAA

1105

SOD1

SOD1-201

CATGTTCAATTCAGGACTGCAGGTTATCATGACTTGTTTAACTTGTGGGAAGCTGTTGTCCCAAGTTATCCTGGGGAAGTGCATCT
GTACAAGTAAGTCCTGACGTCCAATAGTACTGAACAAATTGAACACCCCTTCGACAACAGGGTTCAATAGGACCCCTTGACGTAGA

1190

SOD1

SOD1-201

GTTTCTTGCAAAACACCAAGTAGACAGGCTCTCTTTTACCTCCCCTTGAGGGCATTAAACATTCAGTAGTCACTTCCATTTCAGTTA
CCAAGAACGTTTTGTGGTTCATCTGTCCGAGAGAAAAATGGAGGGGAAGTCCCCTAATTGTAAGTCATCAGTGAAGGTAAGTCAAT

1275

SOD1

SOD1-201

gttcatctgtccgagagaaaaatgga

PCR Reverse

ACCCTTTATTTTTATGGTTTTTCTTGAGCCATAGTTGTAAAGCAGAAAAATCATTTATAAAGGTTTTGTTGAACAAAATTCAAAAT
TGGGAAATAAAAAATACCAAAAAGAACTCGGTATCAACATTTTCGTCTTTTTAGTAAATATTTCCAAACAAGTGTAAAAAGTTTTA

1360

SOD1

SOD1-201

ACTGTTGCTTAAAGTATTAAGATTTTTTAGGATTATACCTTACTTATAGGCCCGTCATTCATTTGGCATGAAATTTGAGTTTTA
TGACAACGAATTTTATAAATCTAAAAAATCCTAATATGGAATGAATATCCGGGCAGTAAGTAAACCGTACTTTAAAAGTCAAAAT

1445

SOD1

SOD1-201

TTCATTTCACTTTCTTTTTTTTCCAAAGCAATTAAAAAAAGTCCAAAGTAAGAGTGACTGCGGAACT
AAGTGAAAGTGAAAGGAAAAAAGTTTTTCGTTAATTTTTTACGGTTTCATTCTCACTGACGCCTTGA

3'

1514

5'

SOD1

SOD1-201

Feature	Location	Size	Start	End	Type
✓ SOD1	1 .. 1514	1514 bp	■	→	gene
/note	= gene ENSG00000142168 Protein coding				
✓ SOD1-201	1 .. 1514	1514 bp	■	→	prim_transcript
/note	= primary transcript ENST00000270142				
SOD1-202	1 .. 1514	1514 bp	■	→	prim_transcript
/note	= primary transcript ENST00000389995				
SOD1-203	1 .. 1514	1514 bp	■	→	prim_transcript
/note	= primary transcript ENST00000470944 protein_coding_CDS_not_defined				
SOD1-204	1 .. 696	696 bp	■	→	prim_transcript
/note	= primary transcript ENST00000476106 protein_coding_CDS_not_defined				
	83 .. 602	520 bp	■	←	gene
/note	= gene ENSG00000273271 lncRNA				
	83 .. 602	520 bp	■	←	prim_transcript
/note	= primary transcript ENST00000609934 lncRNA				
✓ SOD1-201	613 .. 730	118 bp	■	→	CDS
/codon_start	= 1				
/note	= coding sequence ENSP00000270142				
/translation	= HVGDLGNVTADKDGADVSIEDSVISLSGDHCCIIGRTL 39 amino acids = 4.0 kDa				
SOD1-202	613 .. 730	118 bp	■	→	CDS
/codon_start	= 1				
/note	= coding sequence ENSP00000374645				
/translation	= HVGDLGNVTADKDGADVSIEDSVISLSGDHCCIIGRTL 39 amino acids = 4.0 kDa				
✓ Donor Template SNV -> REV	619 .. 718	100 bp	■		misc_feature
✓ gRNA Protospacer	637 .. 656	20 bp	■		misc_feature
✓ SNV	645 .. 645	1 bp	■		misc_feature
/note	= SNV = C REV = A				
✓ PAM	657 .. 659	3 bp	■		misc_feature

Primer	Length	Binding Sites	Tm	Date Added
✓ PCR Forward /sequence = tacaagtgccaaaggggaactaata 40% GC / 7732.1 Da	25-mer	118 .. 142 →	56°C	Nov 7, 2023
✓ Sanger Sequencing Primer /sequence = ccccatctttcttcccagag 55% GC / 5963.9 Da	20-mer	428 .. 447 →	56°C	Nov 7, 2023
✓ Donor Template SNV -> REV /sequence = GCCAATGATGCAATGGTCTCCTGAGAGTGAGATCACAGAATCTTCAATAGACACATCGGCCACACCATCTTTGTCAGCAGTCACATTGCCCAAGTCTCCA 48% GC / 30,658.9 Da	100-mer	619 .. 718 ←	76°C	Nov 7, 2023
✓ gRNA Protospacer /sequence = GACTGCTGCCAAAGATGGTG 55% GC / 6182.1 Da	20-mer	637 .. 656 →	50°C	Nov 7, 2023
✓ PCR Reverse /sequence = aggtaaaagagagcctgtctacttg 44% GC / 7730.1 Da	25-mer	1207 .. 1231 ←	58°C	Nov 7, 2023