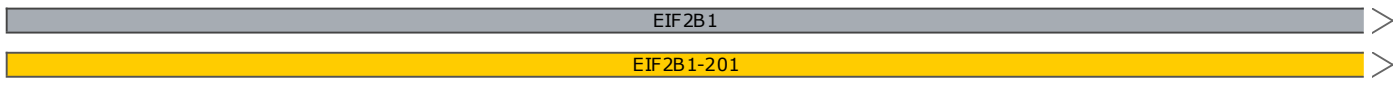


CZK2J00153R EIF2B1_V183F_G09_AA
989 bp

5'
3'

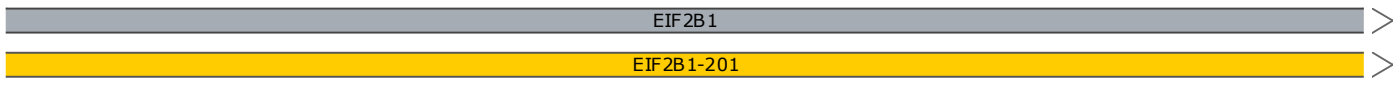
CAGTTATGTGCCAGCCATAATTTTACAGAGCAAACCTGCGGATTACAGTCCAACAGGATCAGAACCAGAATGTGCCCCAGCTTG
GTCAATACACGGGTCGGTATTTAAAATGTCTCGTTTGACGCCTAATGTCAGGTTGTCCTAGTCTTGGTCTTACACGGGGGTCGAAC

85



CCAGCAGTCAGCACTGCCTTTTCATTGTACCTTTTCCTGCCTTTGGAAGAAAAATCACTGAATTTGCAGCAGGCCGCGAGTATATGA
GGTCGTCAGTCGTGACGGAAAGTAACATGGAAAAGGACGGAAACCTTCTTTTTAGTGACTTAAACGTCGTCCGGCGTCATATACT

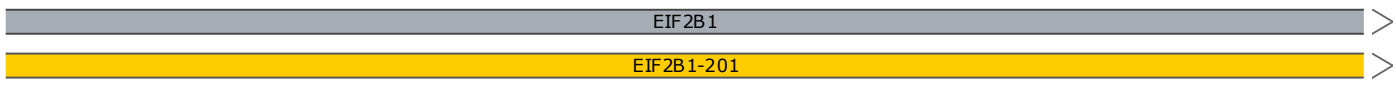
170



PCR Forward
TAAGTAGTTAACTCCGTGGAAGAGC

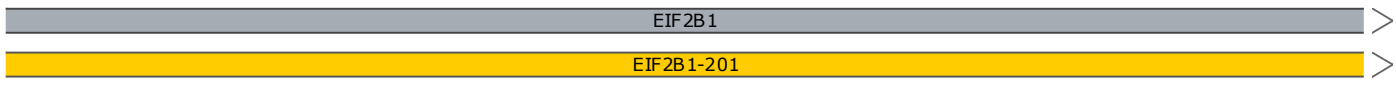
TCTAGGGGTTTCACTTAAAGTAGTTAACTCCGTGGAAGAGCAGAGATTGTATTGATGAAGATTTTTATCAAGGAATAGGTAACCTTA
AGATCCCCAAAGTGAATTCATCAATTGAGGCACCTTCTCGTCTCTAACATAACTACTTCTAAAAATAGTTCCTTATCCATTGAAT

255



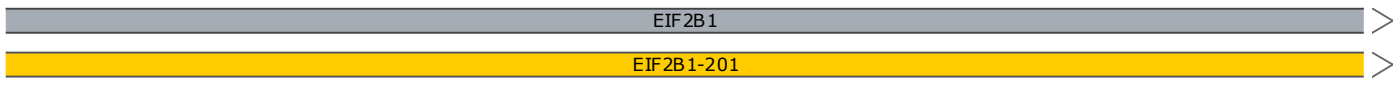
TATCTCCCTCTCTCTAGACGATAATCAAAGCAAACCTTCTCCTTTTTTCTGAATTTACATCTTTACCCAGAGTCTAAGAGTA
ATAGAGGGAGAGAGATCTGCTATTAGTTTTGTTTTGAAGGAGGAAAAAAGGACTTAAATGTAGAGAATGGGTCTCAGATTCTCAT

340



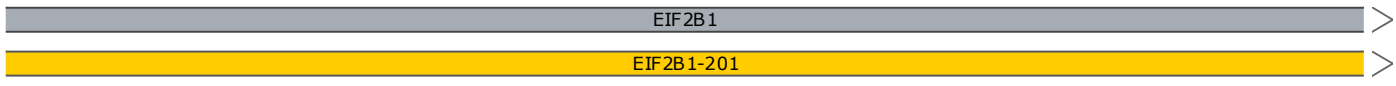
TAGTTTTCCAAAAATACTTCTTTCTAAAGAACTCAAATTTCTGTTTCTTAGTCCAAAGTATTGGGATCTGCCCTTAACCCATT
ATCAAAGGTTTTTATGAAGAAAGATTTCTTGAGTTAAGAACAAGGAATCAGGTTTCATAACCCTAGACGGGGAATTGGGTAA

425



AGTATTAATGTGAGTTTCAAGCAAACATCCACTGTCCACATTAGGTGACATACATCACTGTGGTACTGTCTTGTACTTTCTCTAA
TCATAATTACACTCAAAGTTCGTTTGTAGGTGACAGGTGTAATCCACTGTATGTAGTGACACCATGACAGAACATGAAAGAGATT

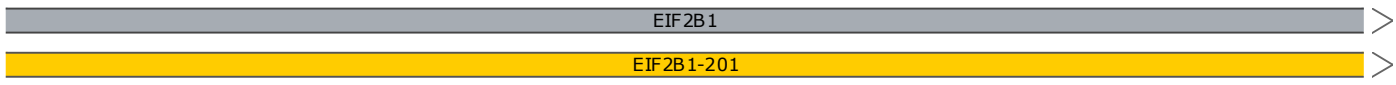
510



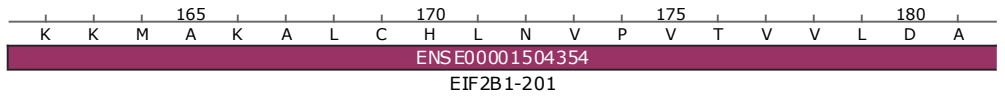
gRNA Protospacer
TGGTGCTAGATGCTG

CGTTCTCAAATGTCATCTTCAGTAAGAAAATGGCCAAAGCCCTCTGCCACCTCAACGTCCCTGTCAGTGTGGTGCTAGATGCTG
GCAAGAGTTTTACAGTAGAAGTCATTCTTTTACCGGTTTTCGGGAGACGGTGGAGTTGCAGGGACAGTGACACCACGATCTACGAC

595



Donor Template SNV -> Rev



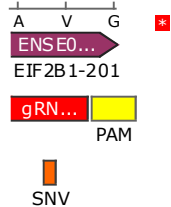
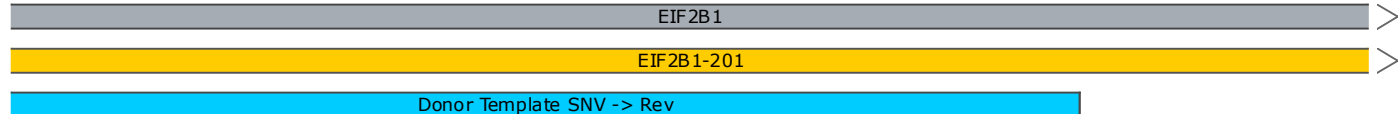
gRNA Protospacer

AGTTGCAGGGACAGTGACACCACGATCTACGAC
Donor Template SNV -> REV



CTGTCGGGTGAGTGCCCATCTTCCCCAGCCATAATCACCTCCCCACCCCATGCTGGCTTACAGCAAGTTTTTCAGATTGAAAGTT
GACAGCCCACTCACGGGTAGAAGGGGTTCGGTATTAGTGGAGGGGGTGGGGTACGACCGAATGTCGTTCAAAGTCTAACTTTCAA

680

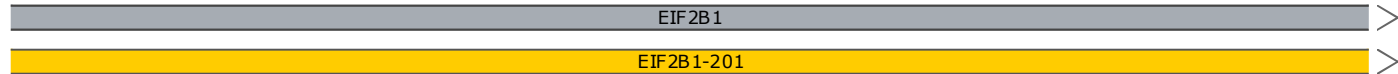


GACAGCCCACTCACGGGTAGAAGGGGTTCGGTATTAGTGGAGGGGGTGGGGTACGACCGAATGTCGTT

Donor Template SNV -> REV

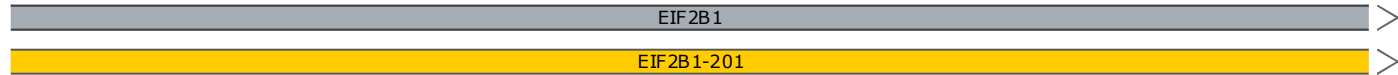
TGAGTCCCCTTCATAAAGCCACACCAGGTAGCGTCTACTTCTTAATTAATAGCTGCCCTAAACCAGCAAGCTTGTTATGAGGTT
ACTCAGGGCAAGTATTTTCGGTGTGGTCCATCGCAGGATGAAGAATTAATTATCGACGGGATTTGGTTCGTTCAACAATACTCCAA

765



GTGATAGCATACAAAGAAGACAGAGCTGTAGGATGTTGGGGAGAGTGGGAGTTGTGTCTATAGCTTTATGGCTGTAAGTGTGAG
CACTATCGTATGTTTCTTCTGTCTCGACATCTACAACCCCTCTCACCCCTCAACACAGATATCGAAATACCGACATTCACAACCT

850



CGACATCCTACAACCCCTCT

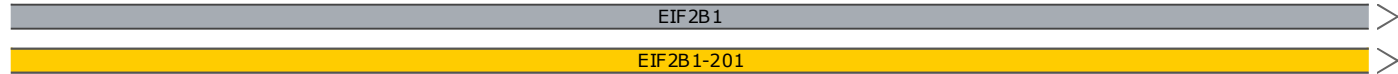
Sanger Sequencing Primer

CTCTCACCCCTCAACACAGATATCG

PCR Reverse

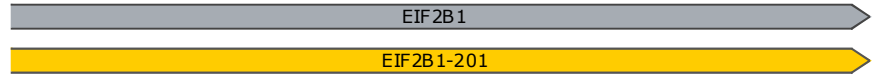
TTTGTGTTGTTGTTGTTGTTTTGTTGTTGTTTTGTTTTTTGAGATGGAGTCTTGCCCTGTTGCCAGGCTGGAGTGCAATG
AAACAACAACAACAACAAAAACAACAACAAAAACAACAAAAACTCTACCTCAGAACGGGACAACGGGTCCGACCTCACGTTAC

935



GCATGATCTTGGTTCACTGCAATCTCCACCTCCCAGGTTCAAGCGATTCTCCTG
CGTACTAGAACCAAGTGACGTTAGAGGTGGAGGGTCCAAGTTCGCTAAGAGGAC

3 ' 989
5 ' 989



Feature	Location	Size	Start	End	Type
✓ EIF2B1	1 .. 989	989 bp	■	→	gene
/note	= gene ENSG00000111361 Protein coding				
✓ EIF2B1-201	1 .. 989	989 bp	■	→	prim_transcript
/note	= primary transcript ENST00000424014				
EIF2B1-203	1 .. 989	989 bp	■	→	prim_transcript
/note	= primary transcript ENST00000534960				
EIF2B1-204	1 .. 989	989 bp	■	→	prim_transcript
/note	= primary transcript ENST00000537073				
EIF2B1-205	1 .. 989	989 bp	■	→	prim_transcript
/note	= primary transcript ENST00000539951				
EIF2B1-204	1 .. 170	170 bp	■	→	CDS
/codon_start	= 1				
/note	= coding sequence ENSP00000444183				
/translation	= VMCPAIIQLSKLRITVQQDQNVPPACQQSALPFIVPFPAFGRKITEFAAGRSI* 55 amino acids = 6.0 kDa				
✓ EIF2B1-201	534 .. 602	69 bp	■	→	CDS
/codon_start	= 1				
/note	= coding sequence ENSP00000416250				
/translation	= KKMAKALCHLNVPVTVLDAAV 23 amino acids = 2.3 kDa				
EIF2B1-205	534 .. 602	69 bp	■	→	CDS
/codon_start	= 1				
/note	= coding sequence ENSP00000438060				
/translation	= KKMAKALCHLNVPVTVLDAAV 23 amino acids = 2.3 kDa				
✓ Donor Template SNV -> Rev	563 .. 662	100 bp	■		misc_feature
✓ gRNA Protospacer	581 .. 600	20 bp	■		misc_feature
✓ SNV	598 .. 598	1 bp	■		misc_feature
/note	= SNV = T REV = G				
✓ PAM	601 .. 603	3 bp	■		misc_feature
DDX55	990 19,318	18,329 bp	■	←	gene
/note	= gene ENSG00000111364 Protein coding				
DDX55-201	990 19,296	18,307 bp	■	←	prim_transcript
/note	= primary transcript ENST00000238146 Protein coding				
DDX55-203	990 ..3379	2390 bp	■	←	prim_transcript
/note	= primary transcript ENST00000421670 Protein coding				
GTF2H3-214	16,464 .. 4,294,952,811 bp		■	←	prim_transcript
/note	= primary transcript ENST00000618160 Protein coding				
GTF2H3	16,465 .. 4,294,952,810 bp		■	←	gene
/note	= gene ENSG00000111358 Protein coding				

Primer	Length	Binding Sites	Tm	Date Added
✓ PCR Forward /sequence = TAAGTAGTAACTCCGTGGAAGAGC 44% GC / 7730.1 Da	25-mer	186 .. 210	58°C	Sep 28, 2023
✓ Donor Template SNV -> REV /sequence = TTGCTGTAAGCCAGCATGGGGTGGGGGAGGTGATTATGGCTGGGAAGATGGGCACTCACCCGACAGCAGCATCTAGCACCACAGTGACAGGGACGTTGA 58% GC / 31,184.2 Da	100-mer	563 .. 662	81°C	Sep 28, 2023
✓ gRNA Protospacer /sequence = TGGTGCTAGATGCTGCTTTC 50% GC / 6130.0 Da	20-mer	581 .. 597	57°C	Sep 28, 2023
✓ Sanger Sequencing Primer /sequence = TCTCCCAACATCCTACAGC 55% GC / 5941.9 Da	20-mer	790 .. 809	58°C	Sep 28, 2023
✓ PCR Reverse /sequence = GCTATAGACACAACCTCCCACTCTC 50% GC / 7201.7 Da	24-mer	806 .. 829	58°C	Sep 28, 2023