

ASK2J00178_SNCA_A30P_A12.2_AB
 3409 bp

5' CAGGTCTCTGGGAGGTGAGTACTTGTCCCTTTGGGGAGCCTAAGGAAAGAGACTTGACCTGGCTTTTCGTCTGCTTCTGA
GTCCAGAGACCCTCCACTCATGAACAGGGAAACCCCTCGGATTCCTTTCTCTGAACTGGACCGAAAGCAGGACGAAGACT
SNCA
SNCA-201

TATTCCCTTCTCCACAAGGGCTGAGAGATTAGGCTGCTTCTCCGGGATCCGCTTTTCCCCGGGAAACGCGAGGATGCTCC
ATAAGGGAAGAGGTGTTCCCGACTCTCTAATCCGACGAAGAGGCCCTAGGCGAAAAGGGGCCCTTTGCGCTCCTACGAGG
SNCA
SNCA-201

ATGGAGCGTGAGCATCCAACCTTTTCTCTCACATAAAATCTGTCTGCCCGCTCTCTTGGTTTTCTCTGTAAAGTAAGCAA
TACCTCGCACTCGTAGGTTGAAAAGAGAGTGTATTTTAGACAGACGGGCGAGAGAACC AAAAGAGACATTTTCATTGCTT
SNCA
SNCA-201

GCTGCGTTTGGCAAATAATGAAATGGAAGTGCAAGGAGGCCAAGTCAACAGGTGGTAACGGGTTAACAAGTGCTGGCGCG
CGACGCAAACCGTTTATTACTTTACCTTACGTTCTCCGGTTCAGTTGTCCACCATTGCCCAATTGTTCCACGACCGCGC
SNCA
SNCA-201

GGGTCCGCTAGGGTGGAGGCTGAGAACGCCCCCTCGGGTGGCTGGCGCGGGGTTGGAGACGGCCCGCGAGTGTGAGCGGC
CCCAGGCGATCCCACCTCCGACTCTTGCGGGGAGCCACCGACCGCGCCCAACCTCTGCCGGGCGCTCACACTCGCCG
SNCA
SNCA-201

GCCTGCTCAGGGTAGATAGCTGAGGGCGGGGGTGGATGTTGGATGGATTAGAACCATCACACTTGGGCCTGCTGTTTGCC
CGGACGAGTCCCATCTATCGACTCCCGCCCCACCTACAACCTACCTAATCTTGGTAGTGTGAACCCGGACGACAAACGG
SNCA
SNCA-201

TGAGTTTGAACCACACCCCGAGTGAGCAGTTAGTTCTGTTGCCTACGCCTTTCCACCATCAACCTGTTAGCCTTCTTCTG
ACTCAAACCTGGTGTGGGGCTCACTCGTCAATCAAGACAACGGATGCGGAAAGGTGGTAGTTGGACAATCGGAAGAAGAC
SNCA
SNCA-201

GGATTCATGTTAAGGATACCCCTGACCCTAAGCCTCCAGCTTCCATGCTTCTAACTCATACTGTTACCCTTTAGACCCCG
CCTAAGTACAATTCTATGGGGACTGGGATTCGGAGGTGCAAGGTACGAAGATTGAGTATGACAATGGGAAATCTGGGGC
SNCA
SNCA-201

PCR Forward
atcttttcatgcaactccacttctg

GGAATTTAAAAAGGGGTTAATCTTTTCATGCAACTCCACTTCTGAAATGCAGTAATAACAACCTCAGAGGATTCATCCTA
CCTTAAATTTTTCCCAATTAGAAAAGTACGTTGAGGTGAAGACTTTACGTCATTATTGTTGAGTCTCCTAAGTAGGAT
SNCA
SNCA-201

ATCCGTGGTTAGGTGGCTAGACTTTTACTAGCCAAGATGGATGGGAGATGCTAAATTTTTAATGCCAGAGCTAAAAATGT
TAGGCACCAATCCACCGATCTGAAAATGATCGGTTCTACCTACCCTCTACGATTTAAAAATTACGGTCTCGATTTTACA

800

SNCA

SNCA-201

Sanger Sequencing Primer

cacactttggagggtttctc

CTGCTTTGTCCAATGGTTAAATGAGTGTACACTTAAAAGAGTCTCACACTTTGGAGGGTTTCTCATGATTTTTCAGTGT
GACGAAACAGGTTACCAATTTACTCACATGTGAATTTTCTCAGAGTGTGAAACCTCCCAAAGAGTACTAAAAAGTCACAA

880

SNCA

SNCA-201

TTTTGTTTATTTTTCCCGAAAGTTCTCATTCAAAGTGTATTTTATGTTTTCCAGTGTGGTGTAAAGGAATTCATTAGCC
AAAACAAATAAAAAGGGGCTTTCAAGAGTAAGTTTCACATAAAATACAAAAGGTCACACCACATTTCTTAAGTAATCGG

960

SNCA

SNCA-201

ATGGATGTATTCATGAAAGGACTTTCAAAGGCCAAGGAGGGAGTTGTGGCTGCTGCTGAGAAAACCAAACAGGGTGTGGC
TACCTACATAAGTACTTTCTGAAAGTTTCCGGTTCCTCCCTCAACACCGACGACGACTCTTTTGGTTTGTCCACACCG

1040

SNCA

SNCA-201

1 5 10 15 20 25
M D V F M K G L S K A K E G V V A A A E K T K Q G V A

ENSE00001407446

SNCA-201

Donor Template WT -> SNV

GTTTGTCCACACCG

Donor Template WT -> SNV

gRNA Protospacer

AGCAGCAGGAAAGACAAAAG

AGAAGCAGCAGGAAAGACAAAAGAGGGTGTCTCTATGTAGGTAGGTAAACCCCAAATGTCAGTTTGGTGTGTTTCATG
TCTTCGTGTCCTTTCTGTTTTCTCCACAAGAGATACATCCATCCATTTGGGGTTTACAGTCAAACCACGAACAAGTAC

1120

SNCA

SNCA-201

30 35 40
E A A G K T K E G V L Y V G R *

ENSE00001407446

SNCA-201

Donor Template WT -> SNV

gRNA Protospacer Sequence

PAM

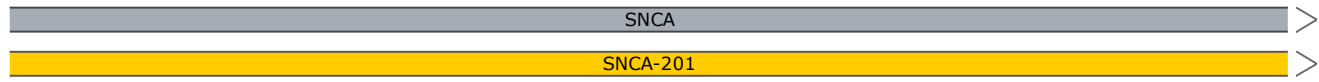
SNV

TCTTCGTGTCCTTTCTGTTTTCTCCACAAGAGATACATccatccatTTGGGGTTTACAGTCAAACCACGAACAAGTAC

Donor Template WT -> SNV

AGTGATGGGTTAGGATAATCAATACTCTAAATGCTGGTAGTTCTCTCTTGATTCATTTTTGCATCATTGCTTGTCAAA
TCACTACCCAATCCTATTAGTTATGAGATTACGACCATCAAGAGAGAGAATAAGTAAAAACGTAGTAACGAACAGTT

1200



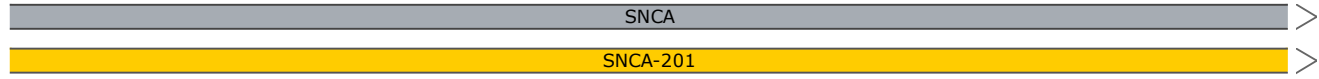
Donor Template WT -> SNV

tcact

Donor Template WT -> SNV

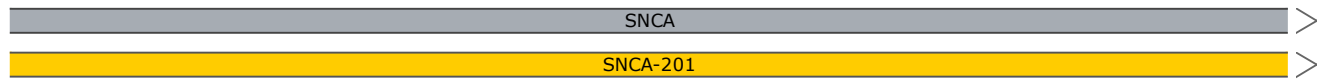
AAGGTGGACTGAGTCAGAGGTATGTGTAGGTAGGTGAATGTGAACGTGTGTATTTGAGCTAATAGTAAAAAATGCGACTG
TTCCACCTGACTCAGTCTCCATACACATCCATCCACTTACACTTGCACACATAAACTCGATTATCATTTTTTACGCTGAC

1280



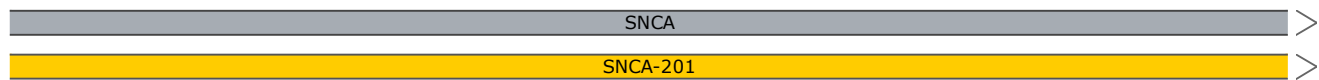
TTTGCTTTTCCAGATTTTTAATTTTGCCTAATATTTATGACTTTTTAAAAATGAATGTTTCTGTACCTACATAATTCTA
AAACGAAAAGGTCTAAAAATAAAACGGGATTATAAATACTGAAAAATTTTACTTACAAAGACATGGATGTATTAAGAT

1360



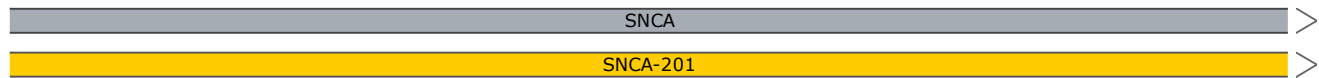
TTTCAGAGAACAGTTTTAAAACTCATAGTCTTTTAAAAAATAATCAAGAATATTCTTAAGAATCAAATCATTGATGGA
AAAGTCTCTTGTCAAATTTTGGAGTATCAGAAAATTTTATTAGTTCTTATAAGAATTCTTAGTTTTAGTAACCTACCT

1440



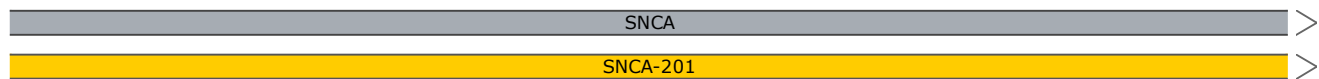
TCTGTGATTTCTTTTACCATCATGAAAAATGTTTGTCAATTTAATCCATTCTGATTTTTAAAATATGACTTTGATATGC
AGACACTAAAGAAAATGGTAGTACTTTTTACAAACAGTTAAAATTAGGTAAGACTAAAAATTTTATACTGAAACTATACG

1520



CCCTGTGATGTGTATAAAGAGACCTATTTGTGGCCCTAAAATGAAAGAACAGATTAGTCTTTGATAGAGTTACTTCATG
GGGACACTACACATATTTCTCTGGATAAACACCGGGATTTACCTTTCTTGTCTAATCAGAAACTATCTCAATGAAGTAC

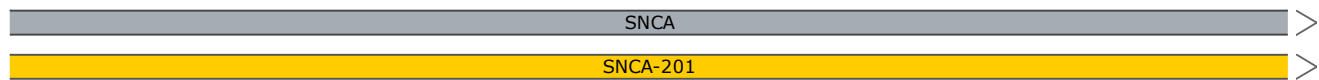
1600



ctctggataaacaccgggattttac
PCR Reverse

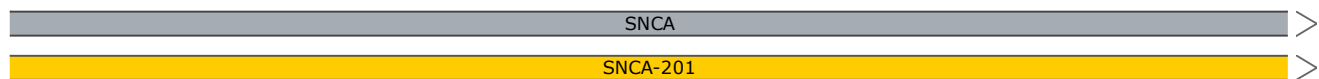
TGATCATTGGTCTCTGTGAACACTGAGGACAGAGAAAAGTGCTTGAGGGCTGCTACTAATCTCTCAGAAACATTTGTAT
ACTAGTAAACCAGAGACACTTGTGACTCCTGTCTCTTTTACGAACCTCCCGACGATGATTAGAGAGTCTTTGTAAACATA

1680



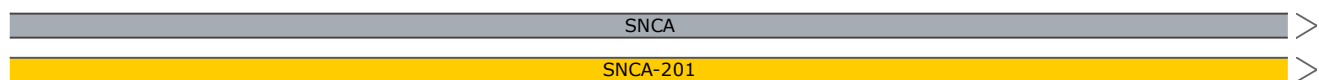
AGTTCATCCATCAAATGACACACATACTAAAAGAATAAAGAAATTGATGCTTATTACCTACTTGTTCCTAAAGTTCCACC
TCAAGTAGGTAGTTTACTGTGTGTATGATTTCTTATTTCTTAACTACGAATAATGGATGAACAAGGATTTCAAGGTGG

1760



TTGGGGTATACACCCAAACTCTGACTCTCTTTTCTGTAACCTGAACTGTATTCAATTGAGTGTTATTTTACAAACCACTT
AACCCCATATGTGGGTTTGGAGACTGAGAGAAAAGACATTGAACTTGACATAAGTTAACTCACAATAAAATGTTTGGTGAA

1840



TGAATTCCTTGGAAAAGAATAGACACACACTCTCATCCACAGGCATAGACACACACACTCAACACAGACACATTGCCCAT
ACTTAAGGAACCTTTTCTTATCTGTGTGTGAGAGTAGGTGTCCGTATCTGTGTGTGTGAGTTGTGTCTGTGTAACGGGTA

1920

SNCA

SNCA-201

TCTTCCTCTCTTCTTTCTCCTCTGAGCTTTTTACATTCTCTGGTGGCAACTATAGCAGTAAGAGTCACAGGATGAACAG
AGAAGGAGAGAAGAAAGAGGAGACTCGAAAAAGTGAAGAGACCACCGTTGATATCGTCATTCTCAGTGTCTACTTTGTC

2000

SNCA

SNCA-201

TCAGGTGGAGGATGACCACATTGAGTTGCCTAGCTGAAACATGTGCTCCGTCTATGTCTGCAAAGTGAAAGAAAGCTACA
AGTCCACCTCCTACTGGTGTAACTCAACGGATCGACTTTGTACACGAGGCAGATACAGACGTTTCACTTTCTTTTCGATGT

2080

SNCA

SNCA-201

CTATCTCTTCAACATAGATCAGTGGGGGAAATTTTATACTTGGGATGATTTATATGAATGCATCTCATCAAAGTTCACAA
GATAGAGAAGTTGTATCTAGTCACCCCCTTTAAATATGAACCCTACTAAATATACTTACGTAGAGTAGTTTCAAGTGT

2160

SNCA

SNCA-201

CACATTTTTTTTTTCAGTTTTTTATTTTTAGAGTCAGGGCCTTGCTCTGTGCGCCAGGCTGGACTGCAGTGATG
GTGTAAGAAAAAAGTCAAAAAATAAAGTCAAAAAATCTCAGTCCCGAACGAGACAGCGGGTCCGACCTGACGTCCTAC

2240

SNCA

SNCA-201

CTATCATAGCTCACTGCATCCTTGAATTCCTGGGCTCAAGTCATGCCCCACCTCAGCCTCCTGAGTAGCCAGGATTATA
GATAGTATCGAGTGACGTAGGAACCTAAGGACCCGAGTTCAGTACGGGGTGGAGTGGGAGGACTCATCGGTCTTAATAT

2320

SNCA

SNCA-201

GGCATGTGCCACTGCCTCATTATTTAGACTTTTCTTATGTTGACTTAATCTTCCCACAAATCTTCAATTAATTAATTTT
CCGTACACGGTGACGGAGTAATAAATCTGAAAAGAATACAACCTGAATTAGAAGGGTGTTTAGAAGTTAATTTAATGAAA

2400

SNCA

SNCA-201

TTTCTACCTTAAAACATATTTTCAGAAAGTCATTGAAATAGGGTGTTACAAGAGGAAAAAATTGATGAGTTAATTTTAAA
AAAGATGGAATTTTGTATAAAGTCTTTCAGTAACTTTATCCCACAATGTTCTCTTTTTTAACTACTCAATTAATAATTT

2480

SNCA

SNCA-201

TATTTTATGAAGTGTGAATTATACCTTTTTAGATGGAATTTGGAATACTGAATCAGTGACATGCAGTTTATCAATATCTT
ATAAAATACTTCACACTTAATATGGAAAAATCTACCTTAAACCTTATGACTTAGTCACTGTACGTCAAATAGTTATAGAA

2560

SNCA

SNCA-201

TCCGTTTGTCTCAGATTTCCAAGTTCTGCAAGCACAAGTTTCTTTGACTTAGTTACCTTTTAACTGTTTCATTGAAATCA
AGGCAAACAGGAGTCTAAAGGTTCAAGACGTTTCGTGTTCAAAGAACTGAATCAATGGAAAATTGACAAGTAACCTTTAGT

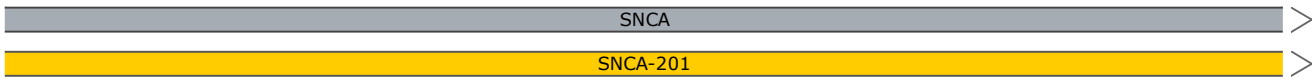
2640

SNCA

SNCA-201

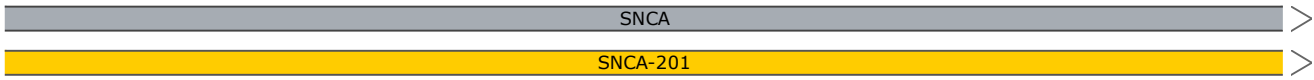
TTTTCAATGTCTCTCATGGCATTAAACACATAGCACATTCTATAAAATTTTTTATTGGTTACATTCTGAGTTCTAATTGAG
AAAAGTTACAGAGAGTACCGTAAATTGTGTATCGTGTAAGATATTTAAAAAATAACCAATGTAAGACTCAAGATTAACTC

2720



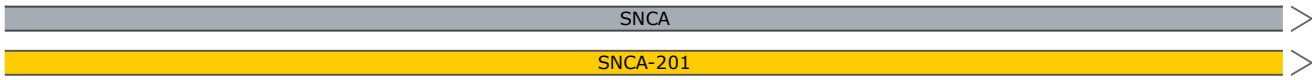
AGTTGAACTTACACACAGAATTTAAGATAAAAAATGACCATGTGAAGACACAATAGTATAGTCCAGGGATTGGCAAAT
TCAACTTGAATGTGTCTTAAATTTCTATTTTTACTGGTACACTTCTGTGTTATCATATCAGGTCCCTAACCGTTTTAA

2800



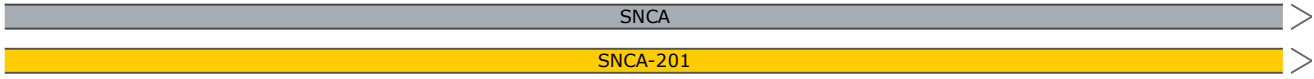
TTGGGTAAGGAATCAGATAGCACGTATTTAAGCCATGAGATCTATGTCTTGGCCAGGTGCCGTGGCTCAGGTCTTTAAT
AACCCATTCTTAGTCTATCGTGCATAAAATTCGGTACTCTAGATACAGAACCAGGTCCACGGCACCGAGTCCAGAAATTA

2880



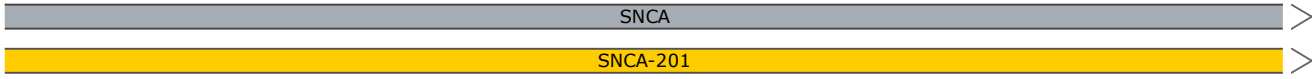
CCCAGCACTTTGAGAGCCCGAGGCTGGTGGATCACTTGAGCCCAGGGGTTTGGAGACCAGCTGGGCCACATGGTGA AAC
GGGTCTGAAACTCTCGGGCTCCGACCACCTAGTGA ACTCGGGTCCCCAACTCTGGTCTGGACCCGGTGTACCACTTTGG

2960



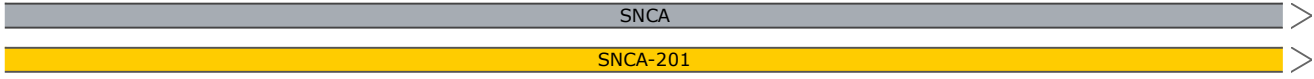
CTGTGTCTACAAACAACGCAAAAATTAGCCGGGTATGGTAGCATGCATGTGTATTGCCAGCTACCCAGGAGGCTGAGGTA
GACACAGATGTTTGTGCGTTTTAATCGGCCATACCATCGTACGTACACATAACGGTCGATGGGTCTCCGACTCCAT

3040



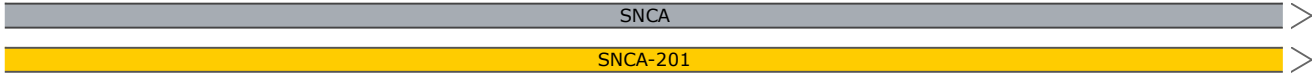
GGAGGATGGCTTGAGCCATACAGCTCACTGCAGAGGTTGCAGTGAGCTGAGATCGAGCCACTGCACTCCAGCCTGGGTGG
CCTCTACCGAACTCGGTATGTCGAGTGACGTCTCCAACGTCACTCGACTCTAGCTCGGTGACGTGAGGTGGGACCCACC

3120



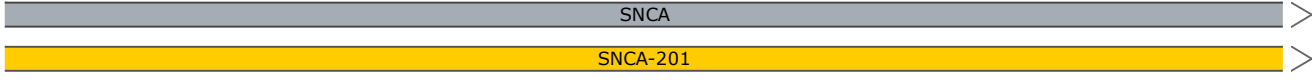
CAGAGTGATACCTGTCTAAAAAAGAAAAAATCTATGTCTCAATTCTGCTGTTGAAGTGTGAAGGTAGTCATAAA
GTCTCACTATGGGACAGATTTTTTTTTCTTTTTTTAGATACAGAGTTAAGACGACA ACTTCACACTTCCATCAGTATT

3200



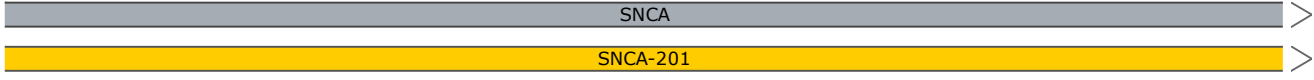
CAATAACTAGTGTGGCTGTGTCCCAATAAACTTCATTTATCAAACAGGTGGTGGGCTGGAATTGTCTTGTATGTTGTA
GTTATTGATCACACCGACACAGGGTTATTTGAAGTAAATAGTTTTGTCCACCACCCGACCTTAACAGAACATACAACAT

3280



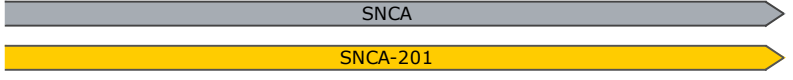
GCTTGCTGACTACTGATAGAGTGAAAGAACATGCACTAATCACACAAACCAAAGTTTTAGTTGAGACTACATCACTTAT
CGAACGACTGATGACTATCTCACCTTTCTGTACGTGATTAGTGTGTTGGTTCAAATCAACTCTGATGTAGTGAATA

3360



CACCTTTAGGGTCTTGGGGAAGCGTACTTAACATCTCTGAGCATCACTT
GTGGAAATCCCAGAACCCTTCGCATGAATTGTAGAGACTCGTAGTGAA


3'
3409
5'



Feature	Location	Size	Start	End	Type
✓ SNCA	1 .. 3409	3409 bp	■	→	gene
/note = gene ENSG00000145335 Protein coding					
✓ SNCA-201	1 .. 3409	3409 bp	■	→	prim_transcript
/note = primary transcript ENST00000336904					
SNCA-203	1 .. 3409	3409 bp	■	→	prim_transcript
/note = primary transcript ENST00000394986					
SNCA-204	1 .. 3409	3409 bp	■	→	prim_transcript
/note = primary transcript ENST00000394989					
SNCA-205	1 .. 3409	3409 bp	■	→	prim_transcript
/note = primary transcript ENST00000394991					
SNCA-206	1 .. 3409	3409 bp	■	→	prim_transcript
/note = primary transcript ENST00000420646					
SNCA-209	1 .. 3409	3409 bp	■	→	prim_transcript
/note = primary transcript ENST00000506244					
SNCA-210	1 .. 3409	3409 bp	■	→	prim_transcript
/note = primary transcript ENST00000506691					
SNCA-214	1 .. 3409	3409 bp	■	→	prim_transcript
/note = primary transcript ENST00000673718					
SNCA-216	1 .. 3409	3409 bp	■	→	prim_transcript
/note = primary transcript ENST00000673902					
SNCA-217	1 .. 3409	3409 bp	■	→	prim_transcript
/note = primary transcript ENST00000674129					
SNCA-211	415 .. 3409	2995 bp	■	→	prim_transcript
/note = primary transcript ENST00000508895					
SNCA-213	415 .. 3409	2995 bp	■	→	prim_transcript
/note = primary transcript ENST00000618500					
SNCA-AS1-201	591 .. 204	3023 bp	■	←	prim_transcript
/note = primary transcript ENST00000501215 lncRNA					
SNCA-207	933 .. 3409	2477 bp	■	→	prim_transcript
/note = primary transcript ENST00000502987					
SNCA-208	943 .. 3409	2467 bp	■	→	prim_transcript
/note = primary transcript ENST00000505199					
SNCA-202	948 .. 3409	2462 bp	■	→	prim_transcript
/note = primary transcript ENST00000345009					
SNCA-212	961 .. 3409	2449 bp	■	→	prim_transcript
/note = primary transcript ENST00000611107					
✓ SNCA-201	961 .. 1081	121 bp	■	→	CDS
/note = coding sequence ENSP00000338345 /translation = MDVFMKGLSKAKEGVVAAAETKQGVAAEAGKTKEGVLYV 40 amino acids = 4.1 kDa					
SNCA-202	961 .. 1081	121 bp	■	→	CDS
/note = coding sequence ENSP00000343683 /translation = MDVFMKGLSKAKEGVVAAAETKQGVAAEAGKTKEGVLYV 40 amino acids = 4.1 kDa					
SNCA-203	961 .. 1081	121 bp	■	→	CDS
/note = coding sequence ENSP00000378437 /translation = MDVFMKGLSKAKEGVVAAAETKQGVAAEAGKTKEGVLYV 40 amino acids = 4.1 kDa					

Feature	Location	Size	Start	End	Type
SNCA-204	961 .. 1081	121 bp	■	→	CDS
/note = coding sequence ENSP00000378440					
/translation = MDVFMKGLSKAKEGVVAAAETKQGVAAEAGKTKEGVLYV 40 amino acids = 4.1 kDa					
SNCA-205	961 .. 1081	121 bp	■	→	CDS
/note = coding sequence ENSP00000378442					
/translation = MDVFMKGLSKAKEGVVAAAETKQGVAAEAGKTKEGVLYV 40 amino acids = 4.1 kDa					
SNCA-206	961 .. 1081	121 bp	■	→	CDS
/note = coding sequence ENSP00000396241					
/translation = MDVFMKGLSKAKEGVVAAAETKQGVAAEAGKTKEGVLYV 40 amino acids = 4.1 kDa					
SNCA-207	961 .. 1081	121 bp	■	→	CDS
/note = coding sequence ENSP00000426034					
/translation = MDVFMKGLSKAKEGVVAAAETKQGVAAEAGKTKEGVLYV 40 amino acids = 4.1 kDa					
SNCA-208	961 .. 1081	121 bp	■	→	CDS
/note = coding sequence ENSP00000421485					
/translation = MDVFMKGLSKAKEGVVAAAETKQGVAAEAGKTKEGVLYV 40 amino acids = 4.1 kDa					
SNCA-209	961 .. 1081	121 bp	■	→	CDS
/note = coding sequence ENSP00000422238					
/translation = MDVFMKGLSKAKEGVVAAAETKQGVAAEAGKTKEGVLYV 40 amino acids = 4.1 kDa					
SNCA-210	961 .. 1081	121 bp	■	→	CDS
/note = coding sequence ENSP00000423445					
/translation = MDVFMKGLSKAKEGVVAAAETKQGVAAEAGKTKEGVLYV 40 amino acids = 4.1 kDa					
SNCA-211	961 .. 1081	121 bp	■	→	CDS
/note = coding sequence ENSP00000426955					
/translation = MDVFMKGLSKAKEGVVAAAETKQGVAAEAGKTKEGVLYV 40 amino acids = 4.1 kDa					
SNCA-212	961 .. 1081	121 bp	■	→	CDS
/note = coding sequence ENSP00000479604					
/translation = MDVFMKGLSKAKEGVVAAAETKQGVAAEAGKTKEGVLYV 40 amino acids = 4.1 kDa					
SNCA-213	961 .. 1081	121 bp	■	→	CDS
/note = coding sequence ENSP00000484044					
/translation = MDVFMKGLSKAKEGVVAAAETKQGVAAEAGKTKEGVLYV 40 amino acids = 4.1 kDa					
SNCA-214	961 .. 1081	121 bp	■	→	CDS
/note = coding sequence ENSP00000500990					
/translation = MDVFMKGLSKAKEGVVAAAETKQGVAAEAGKTKEGVLYV 40 amino acids = 4.1 kDa					
SNCA-216	961 .. 1081	121 bp	■	→	CDS
/note = coding sequence ENSP00000501102					
/translation = MDVFMKGLSKAKEGVVAAAETKQGVAAEAGKTKEGVLYV 40 amino acids = 4.1 kDa					
SNCA-217	961 .. 1081	121 bp	■	→	CDS
/note = coding sequence ENSP00000501269					
/translation = MDVFMKGLSKAKEGVVAAAETKQGVAAEAGKTKEGVLYV 40 amino acids = 4.1 kDa					
✓ Donor Template WT -> SNV	1026 .. 1125	100 bp	■	⌊	misc_feature
✓ gRNA Protospacer Sequence	1044 .. 1063	20 bp	■	⌊	misc_feature
✓ SNV	1048 .. 1048	1 bp	■	⌊	misc_feature
/note = WT = G SNV = C					
✓ PAM	1064 .. 1066	3 bp	■	⌊	misc_feature

Feature	Location	Size	±	Type
SNCA-AS1	1974 .. 220	1656 bp	■ ←	gene
/note = gene ENSG00000247775 lncRNA				
SNCA-AS1-202	1974 .. 220	1656 bp	■ ←	prim_transcript
/note = primary transcript ENST00000513653 lncRNA				
	3410 292,794	289,385 bp	■ ←	gene
/note = gene ENSG00000251095 lncRNA				
	3410 292,794	289,385 bp	■ ←	prim_transcript
/note = primary transcript ENST00000659878 lncRNA				
	3410 152,364	148,955 bp	■ ←	prim_transcript
/note = primary transcript ENST00000508021 lncRNA				
	3410 121,247	117,838 bp	■ →	gene
/note = gene ENSG00000288563 lncRNA				
	3410 121,247	117,838 bp	■ →	prim_transcript
/note = primary transcript ENST00000673949 lncRNA				
	3410 .75,970	72,561 bp	■ ←	prim_transcript
/note = primary transcript ENST00000507916 lncRNA				
	3410 .22,249	18,840 bp	■ ←	prim_transcript
/note = primary transcript ENST00000689416 lncRNA				
	3410 .22,249	18,840 bp	■ ←	prim_transcript
/note = primary transcript ENST00000691837 lncRNA				

Primer	Length 	Binding Sites 	Tm	Date Added
✓ PCR Forward	25-mer	661 .. 685 	58°C	Apr 24, 2023
/sequence = atcttttcatgcaactccacttctg 40% GC / 7518.0 Da				
✓ Sanger Sequencing Primer	20-mer	845 .. 864 	56°C	Apr 24, 2023
/sequence = cacactttggagggtttctc 50% GC / 6099.0 Da				
✓ Donor Template WT ->SNV	100-mer	1026 .. 1125 	75°C	Apr 24, 2023
/sequence = tcactcatgaacaagcaccaactgacatttggggtttacctacCTACATAGAGAACCCTCTTTTGTCTTTCCTGGTGCTTCTGCCACACCCTGTTTG 46% GC / 30,514.8 Da				
✓ gRNA Protospacer	20-mer	1044 .. 1063 	56°C	Apr 24, 2023
/sequence = AGCAGCAGGAAAGACAAAAG 45% GC / 6226.2 Da				
✓ PCR Reverse	25-mer	1539 .. 1563 	57°C	Apr 24, 2023
/sequence = cattttagggccacaaatagggtctc 44% GC / 7641.0 Da				