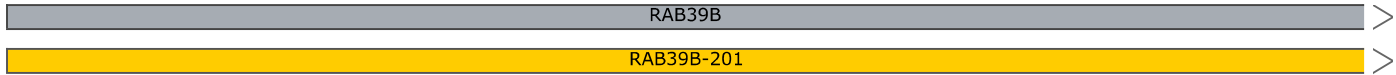


INK2J00069_RAB39B_T168K_A09_B
 6257 bp

5'
3'

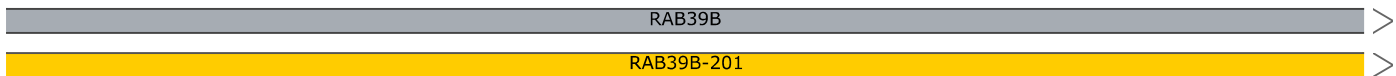
85

GCTGCCATTTTCATCACCTTTGCGAGCGCAGCATCCATCCCTCCGCTCTCCCGGCGCCTGGGGCTACCCAGCTTCGGGGCTCCCAGG
CGACGGTAAAGTAGTGGAACGCTCGCGTCGTAGGTAGGGAGGCGAGAGGGCCGCGGACCCGGATGGGTCTGAAGCCCGAGGGTCC



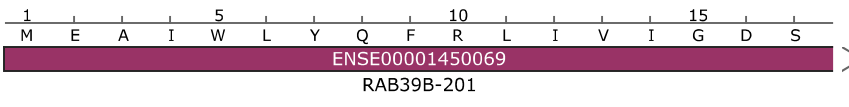
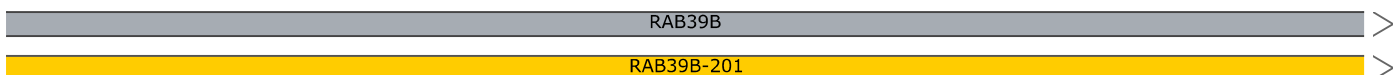
170

CCAGCGATGCGCTCGCGGCTGAGCTAGATCCTGCCGAGCCGCGCTCTCTGAGGCGTCGGCGGGGGCGCCCCCTCCCGCCGTCCCCG
GGTCGCTACGCGAGCGCCGACTCGATCTAGGACGGCTCGGCGCGAGAGACTCCGCAGCCGCCCGCGGGGGAGGGCGGCAGGGGC



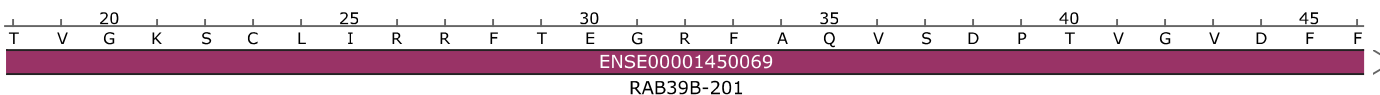
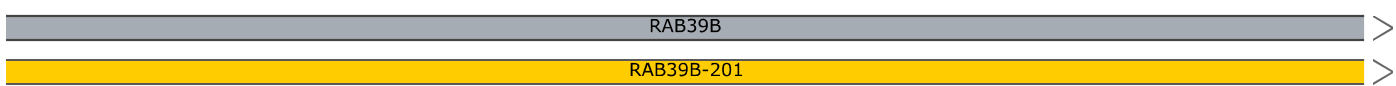
255

GTCCGGGCCAAGGAGACCTGCAGAGCCGCGGCCATGGAGGCCATCTGGCTGTACCAGTTCCGGCTCATTGTCATCGGGGATTCCA
CAGGCCCGGTTCTCTGGACGTCTCGGCGCCGGTACCTCCGGTAGACCGACATGGTCAAGGCCGAGTAACAGTAGCCCTAAGGT



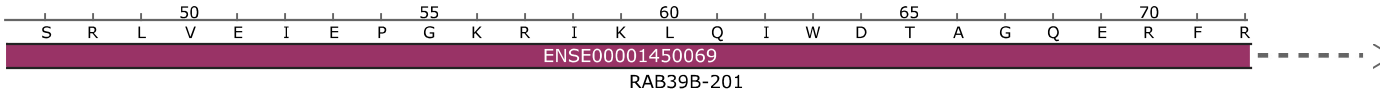
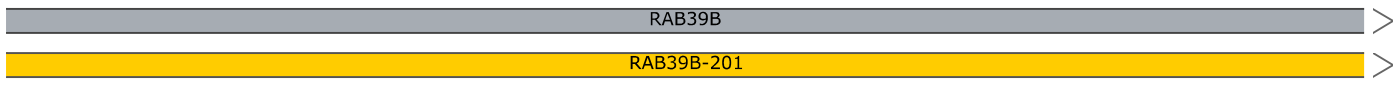
340

CAGTGGGCAAGTCTGCCTGATCCGCCGCTTACCAGGGTCGCTTTGCCAGGTTTCTGACCCACCGTGGGGGTGGATTTTTT
GTCACCCGTTTCAGGACGGACTAGGCGGGCAAGTGGCTCCAGCGAAACGGGTCCAAAGACTGGGGTGGCACCCCCACCTAAAAAA



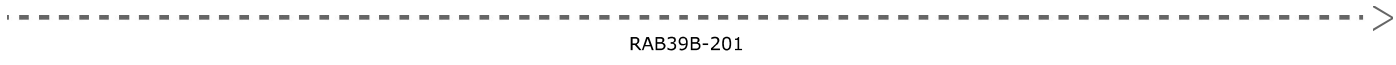
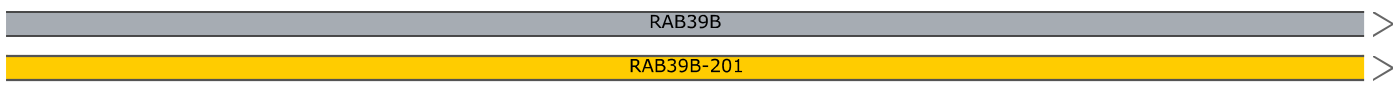
425

CTCCCGCTTGGTGGAGATCGAGCCAGGAAAACGCATCAAGCTCCAGATCTGGGATACCGCGGGTCAAGAGAGGTTTCAGGTGGGAG
GAGGGCGAACCCACTCTAGCTCGGTCTTTTTCGCTAGTTCGAGGTCTAGACCCATGGCGCCAGTTCTCTCCAAGTCCACCCCTC



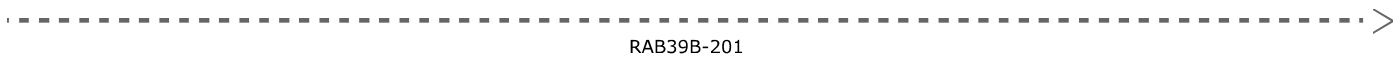
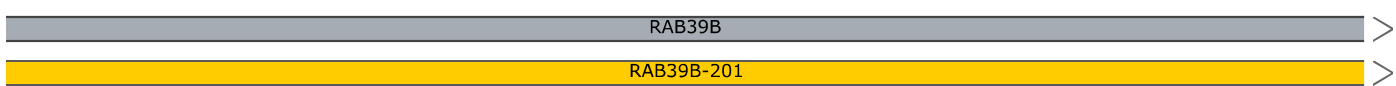
510

CGCAGTCCGGGCCCAGCAAGCAGTGGGAGGGTCTTCGGGGTTTGACCCGCTCTGGGGAGAGAGGACTTCTGTTCTAGGTGCGG
GCGTCAGGCCCGGGCGTTCGTCACCCCTCCAGAAGCCCAAACGTGGCGGAGACCCCTCTCTCTGAAGGACCAAGATCCACGCC



595

TCCAGGAGGGCAACACCAAGGGTCTTGAGGATTCTGCCGAAGCCCACCTTCGGCTAACCCGGAGTTTGTGCAAGGAAAGAAGCG
AGGTCTCCCGTTGTGTTCCAGAACTCCTAAGACGGCTTCGGGTGGAAGCCGATTGGGCCCTCAAATCACGTTCTTTCTTCGC



CCCTGGCAGGGGAAGGCCGGTCAATAACACATATTGCTTGCACCACAACCTCCACCAACCTGCCCTTTGGTGGCTAACAAACTAGCT
GGGACCGTCCCTTCCGGCCAGTTATTGTGTATAACGAACGTGGTGTGAGGTGGTTGGACGGGAAACCACCGATTGTTTTGATCGA

680

RAB39B

RAB39B-201

RAB39B-201

GGAATTGATCTCTGTATCTGTAATTCATCAATCTCAGTCCCTATGTTACATACTTTCAAAAACGTTCCCAGGTCATCCTAACATA
CCTTAACTAGAGACATAGACATTAAGTAGTTAGAGTCAGGGATACAATGTATGAAAGTTTTTGC AAGGGTCCAGTAGGATTGTAT

765

RAB39B

RAB39B-201

RAB39B-201

ACTGACAGAGATTTAAATACATAAATACATGTGTATTATGTTTTATTTCCACATCTGTGTGTGTGCACATATATATGCTAACATA
TGACTGTCTCTAAATTTATGTATTTATGTACACATAATACAAAATAAAGGTGTAGACACACACACGTTATATATACGATTGTAT

850

RAB39B

RAB39B-201

RAB39B-201

TGTTCTAACATGAAATAGATACGATTGATTCCTTCTTGAACCAGCACACATTCAGTGATCATCTACTATGTGCCAGACTCTGGG
ACAAGATTGTACTTTATCTATGCTAACTAAGGAAGAACGTTGGTTCGTGTGTAAGTCACTAGTAGATGATACACGGTCTGAGACCC

935

RAB39B

RAB39B-201

RAB39B-201

CTTGTTCCCTGGGAAAACAGTGTGAGGAGACTCACACAAGGGGATGCCATGTAATCTAAACAGACAAAAGCCCTTCATTCTTGGAA
GAACAAGGACCCCTTTTGTACACTCCTCTGAGTGTGTTCCCTACGGTACATTAGATTTGTCTGTTTTCGGGGAAGTAAGAACCCTT

1020

RAB39B

RAB39B-201

RAB39B-201

CTTCTGTGCTAACATAGTTGAGGGAAATAGATAATCAGCAATTACGAAAGTGTGTCTTGCTCATATTTGTATGCCCACTCCCTAC
GAAGACACGATTGTATCAACTCCCTTTATCTATTAGTCGTTAATGCTTTACACAGAACGAGTATAAACATACGGGTGAGGGATG

1105

RAB39B

RAB39B-201

RAB39B-201

TGTAACACTTGGCACAAAATGAACATGCTTAATTTCAATCAATGAATTCATTGAATAATCAATGAATATGTTTACTTTCACTCAG
ACATTGTGAACCGTGTGTTTACTTGTACGAATTAAGTTAGTTACTTAAGTAACTTATTAGTTACTTATACAAATGAAAGTGAGTC

1190

RAB39B

RAB39B-201

RAB39B-201

AACCCTTTGCTTTTCTATTGTAGCATGTATTATTTGTAATTATATGTATGAACACAGAGGAGGAAAGGTTAACTGGAGAAGATGA
TTGGGAAACGAAAAGATAACATCGTACATAATAAACATTAATATACATACTTGTGTCTCCTCTTTCCAATTGACCTCTTCTACT

1275

RAB39B

RAB39B-201

RAB39B-201

GACCGGATGAGTATGACTGCCTAAGCAAAGACAGGAAACGCCAGGGATAGGAAACAGCATGAATAAAGACAGAAGTGAGAGGGA
CTGGCCTACTCATACTGACGGATTTCGTTTCTGTCTTTGCGGGTCCCTATCCTTTGTCGTACTIONTTTTCTGTCTTCACTCTCCCT

1360

RAB39B

RAB39B-201

RAB39B-201

GCAGAGTGACACAGAAAACCTTTGCAGAGAACAATTTGAACTAAAGTAGAGCAGCAGGAACCAGATCAAGAAAACCTCAATAGCCC
CGTCTCACATGTGTCTTTTGAACGTCTCTTGTAAACTTGATTTTCATCTCGTCGTCCTTGGTCTAGTTCTTTTGAGTTATCGGG

1445

RAB39B

RAB39B-201

RAB39B-201

AAGTTTATGATCATTACTCATTATCTATTGAAAACCTAACTAAGCATAGAAGATACTGGTTGGGTAATTGAAGAGGGGTAAGGA
TTCAAATACTAGTAAATGAGTAAATAGATAACTTTTGATTGATTTCGTATCTTCTATGACCAACCCATTAACCTCTCCCCATTCT

1530

RAB39B

RAB39B-201

RAB39B-201

GAAGAAATAATTACAAAACCTTAAGTTACCTCCAGCTCCCACTTCCACAAACACCACTGTGGAAAATATCCTTGTACAGGTTCACT
CTTCTTTATTAATGTTTGAATTCAATGGAGGTCGAGGGGTGAAGGTGTTTGTGGTGACACCTTTTATAGGAACATGTCCAAGTGA

1615

RAB39B

RAB39B-201

RAB39B-201

TTGAACTTGCGATTGCATTTCTCCTAAGCAAAGAAAGGTATCTTTTATGTGTTTGTGGAAATTTCTTTCTATATGAACAGCCTGT
AACTTGAACGCTAACGTAAGAGGATTCGTTTCTTTCCATAGAAAATACACAAACAACCTTAAAGAAAGATATACTTGTCTGGACA

1700

RAB39B

RAB39B-201

RAB39B-201

TCATATCCACTGCTTATTTATTTATTGGGCAATATGGACTTGTAAAGAGTACTTTATAGATTAAGAATATTAACCCTTTCTGTCA
AGTATAGGTGACGAATAAATAAATAACCCGTTATACCTGAACATTCTCATGAAATATCTAATTCTTATAATTGGGAAAGGACAGT

1785

RAB39B

RAB39B-201

RAB39B-201

TGTATGTTGTAAGATATATTCCTAGTTTATCATCTGTCTTTTACATTATTTAAGATTTTTTAATGTAGGGAAGAATTTAAGGTT
ACATACAACATTCTATATAAGGATCAAATAGTAGACAGAAAAAGTGTAATAAATTCTAAAAAATTACATCCCTTCTTAAATTCCAA

1870

RAB39B

RAB39B-201

RAB39B-201

TATGTAGCCTTATGTCCATGCTTAGAAGGCCTTTGTCACCTTTCTTTGCTAAGTACTCACAAACAATTAATGTAATAATATATTCC
ATACATCGGAATACAGGTACGAATCTTCCGGAACAGTGAAAGAAACGATTCATGAGTGTTTGTAAATTACATTATTATATAAGG

1955

RAB39B

RAB39B-201

RAB39B-201

AGAGTTTTGACAGTGATCTACAGCTTGCTTGTGATTTCTTGAATCAACCTTCTCACAAATCAAACCTTTGTTTGTTCATGTCT
TCTCAAACCTGTCACCTAGATGTCGAACGAACAACCTAAAGAAGTTAGTTGGAAGAGTGTTTGTGTTTGGAAACAACAAGTACAGA

2040

RAB39B

RAB39B-201

RAB39B-201

AAATTTTCTGGTAAATCTACCATTCTCCATGAATCTTCAAACCTAAGAGACGAGAAATGCTTTTCAGTCCCCAGGGCTGATTTGCC
TTTAAAGACCATTTAGATGGTAAGAGGTACTTAGAAGTTTGGATTCTCTGCTCTTTACGAAAGTCAGGGGTCCCAGCTAAACGG

2125

RAB39B

RAB39B-201

RAB39B-201

TGATTTTGGAGACTTAAAGTCATTTGTAAGTTTTACTTTTACCATCATCTAGCTTGGACTGTAGGTCCTGGACAATGCTTGTTC
ACTAAAACCTCTGAATTTTCAGTAAACATTCAAATGAAAATGGTAGTAGATCGAACCTGACATCCAGGGACCTGTTACGAACAAG

2210

RAB39B

RAB39B-201

RAB39B-201

TGCTAACATTGAGCCATTTTCTAAGCTATTGAGTCCTTCGTTGTCTATCTTCTTTATCTGAGGAGACAGAAAAACCTAAAAATA
ACGATTGTAACCTCGGTAAGAGATTTCGATAACTCAGGAAGCAACAGATAGAAGAAATAGACTCCTCTGTCTTTTGGATTTTTAT

2295

RAB39B

RAB39B-201

RAB39B-201

GACATAGGTAAAAAATCACAGTAGTCTAAAGCAAGTGACTGCAGAGACAAATAGGTCCATACCCTGTAATAAGCTTTAATACA
CTGTATCCATTTTTTTAGTGTCATCAGATTTTCGTTCACTGACGTCTCTGTTTATCCAGGTATGGGACATTATTGAAATTATGT

2380

RAB39B

RAB39B-201

RAB39B-201

CTGTAAGCAAAGTGCCATAATGTATATTTATAATGAGGTTCTCTCAAGTCAAGAAGTTAAAACATGTGAAGTTTCTTCTGATGGCT
GACATTCGTTTACCGGTATTACATATAAAATATTACTCCAAGGAGTTTCAGTTCTTCAATTTTGTACTACTTCAAAGAAGACTACCGA

2465

RAB39B

RAB39B-201

RAB39B-201

CCTGAGTTGAGTTGGCCTCTCTGAAATGTGTCAGGAAACAGGGCTGAGAGGCACCTTTCCTGAACCTTCGCCATCTCTCTTTTT
GGACTCAACTCAACCGGAGAGACTTTACACAGTCTTTGTCCCAGACTCTCCGTGAAACGGACTTGGGAAGCGGTAGAGAGAAAAA

2550

RAB39B

RAB39B-201

RAB39B-201

CCCATTCCCACAGGCCTTGAAAATAAAAAATAAAATTGTGTTTTCTCTCACAGAAGAGATTGAGGATCCCTGTTAGCTAATAATA
GGGTAAGGGTGTCCGGAACTTTTATTTTTTATTTTAACACAAAGAGGAGTGTCTTCTCTAACTCCTAGGGACAATCGATTATTAT

2635

RAB39B

RAB39B-201

RAB39B-201

ATAATAATAATAATAATAAACAATAATAATAATGGAAAGAGAAAAAACATGGTAATGATAAATGGAAAAAATGGAGTAGCAAGA
TATTATTATTATTATTATTGTTATTATTATTACCTTTCTCTTTTTTTGTACCATTACTATTTACCTTTTTTACCTCATCGTTCT

2720

RAB39B

RAB39B-201

RAB39B-201

TACCTACTTTAAATATTTTTGTTAACTATCATAAATTCATTTCTATGTTTTAAAAATCCTGTTTCAACTGCTAGCATTTGTAATGA
ATGGATGAAATTTATAAAAAAATTGATAGTATTTAAGTAAAGATACAAAATTTTTAGGACAAAAGTTGACGATCGTAAACACTACT

2805

RAB39B

RAB39B-201

RAB39B-201

ACTCTCCACGTCACAGAACACTTTAATATCCATTGTTTCATTTTGCCTCATGGTAACACTGTGACTTGGGTATCCTATTTTTGCAG
TGAGAGGTGCAGTGTCTTGTGAAATTATAGGTAACAAAAGTAAAACGGAGTACCATTGTGACACTGAACCCATAGGATAAAACGTC

2890

RAB39B

RAB39B-201

RAB39B-201

AAAAGGAAGTCTCTGTCAGTTATTCAGATTTGGGGGGTGGGAGAGTTAGTTGTAGTTTTACCTGAAGGCAAGAAATAGAACTCAG
TTTTCTTCAGAGACAGTCAATAAGTCTAAACCCCCACCTCTCAATCAACATCAAAATGGACTTCCGTTCTTTATCTTGAGTC

2975

RAB39B

RAB39B-201

RAB39B-201

PCR Forward

GAACATTTCGTTTCTAGAAGATGCC

TTATGTCCCAGGGTCACTCTCCAGTGCTGAATCCATGGAAAATGCCTAAAAGTTCATGAACATTTCGTTTCTAGAAGATGCCATC
AATACAGGGTCCCAGTGAGAGGTCACGACTTAGGTACCTTTTACGGATTTTCAAGTACTTGTAAAGCAAAGATCTTCTACGGGTAG

3060

RAB39B

RAB39B-201

RAB39B-201

TCAAAGTTTGGCCCAATTGGAAACTCACATATTAGTAGTAGTATGGAATGCCATTTGTATTCTTTGTTTTTTTTAAAAAAGA
AGTTTCAAACCGGGTTAACCTTTGAGTGTATAATCATCATACCTTACGGTAAACATAAGGAAACAAAAAATTTTTTTTTCT

3145

RAB39B

RAB39B-201

RAB39B-201

AAATCATTTTTATTAAAGGACTGTGTCACCTAACCCAGGAACACTTGAATATACTGAGTTCATTGACATGCAGAAGTTTGGGCACAG
TTTAGTAAAAATAATTTCTGACACAGTGATTGGTCTTGTGAACCTATATGACTCAAGTAACTGTACGTCTTCAAACCCGTGTC

3230

RAB39B

RAB39B-201

RAB39B-201

CCTTTACTCTTTACTTCTTTCTTGTGTTTTAGATCCATCACTCGCGCCTACTACAGGAACTCAGTAGGTGGTCTTCTCTTATTTG
GGAAATGAGAAATGAAGAAAGAACACAAAATCTAGGTAGTGAGCGCGGATGATGTCCTTGAGTCATCCACCAGAAGAGAATAAAC

3315

RAB39B

RAB39B-201

S I T R A Y Y R N S V G G L L L F

ENSE00001450068

RAB39B-201

ACATTACCAACCGCAGGTCCTTCCAGAATGTCCATGAGTGGTTAGAAGAGACCAAAGTACACGTTTCAGCCCTACCAAATTGTATT
TGTAATGGTTGGCGTCCAGGAAGGTCCTTACAGGTACTACCAATCTTCTCTGGTTTCATGTGCAAGTCGGGATGGTTAACATAA

3400

RAB39B

RAB39B-201

D I T N R R S F Q N V H E W L E E T K V H V Q P Y Q I V F

ENSE00001450068

RAB39B-201

Sanger Sequencing

CTGGTGGGTCACAAGTGTG

TGTTCTGGTGGGTCACAAGTGTGACCTGGATACACAGAGGCAAGTGACTCGCCACGAGGCCGAGAAAAGTGGCTGCTGCATACGGC
ACAAGACCACCCAGTGTTCACACTGGACCTATGTGTCTCCGTTCACTGAGCGGTGCTCCGGCTCTTTGACCGACGACGTATGCCG

3485

RAB39B

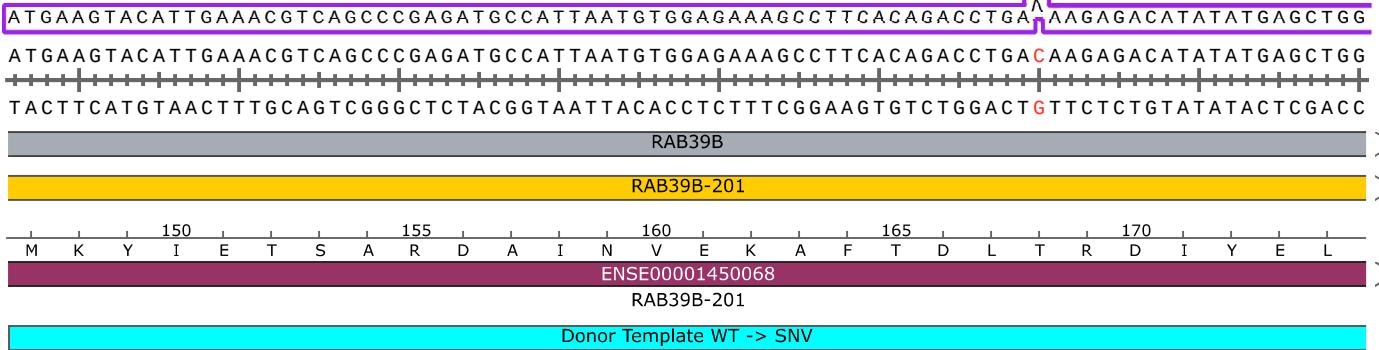
RAB39B-201

V L V G H K C D L D T Q R Q V T R H E A E K L A A A Y G

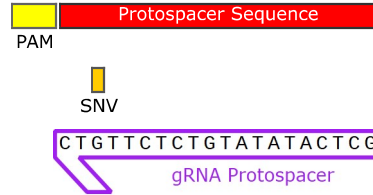
ENSE00001450068

RAB39B-201

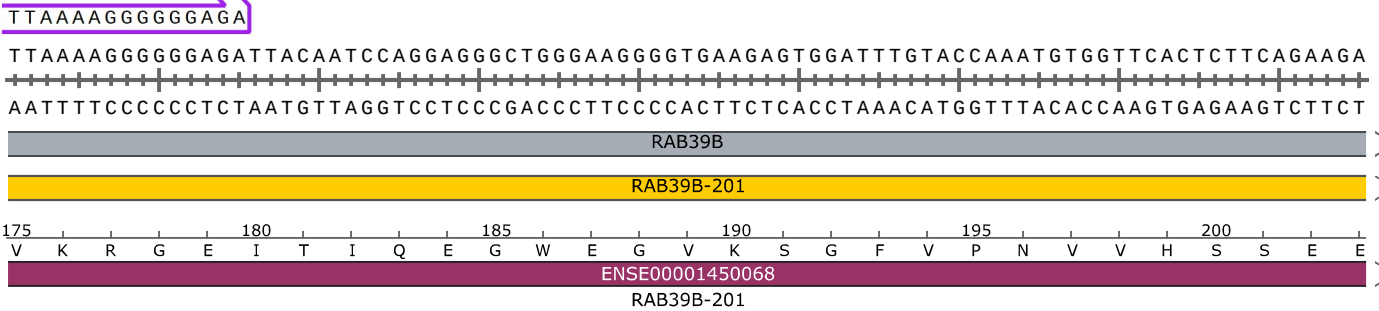
Donor Template WT -> SNV



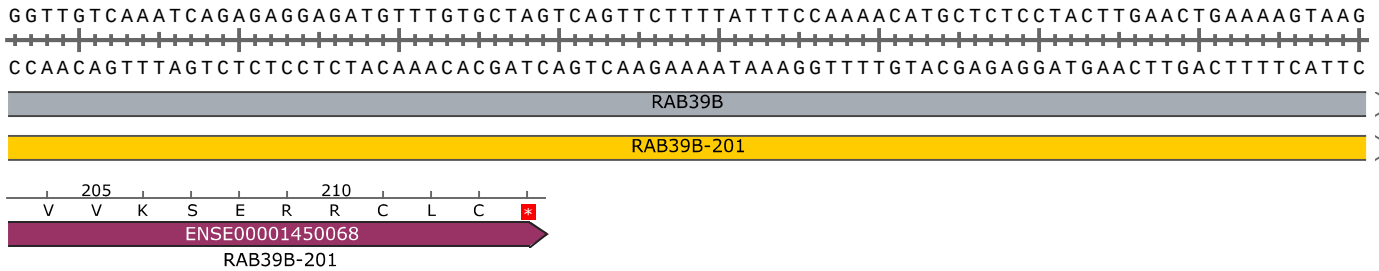
3570



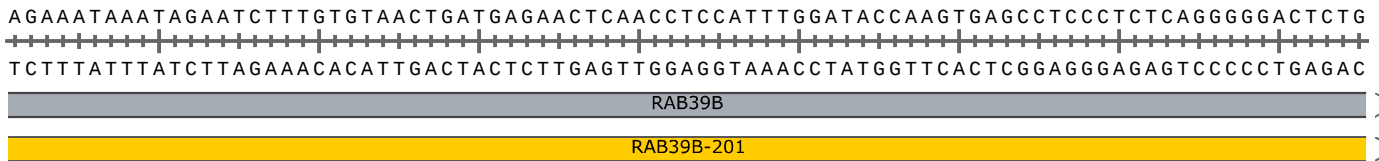
Donor Template WT -> SNV



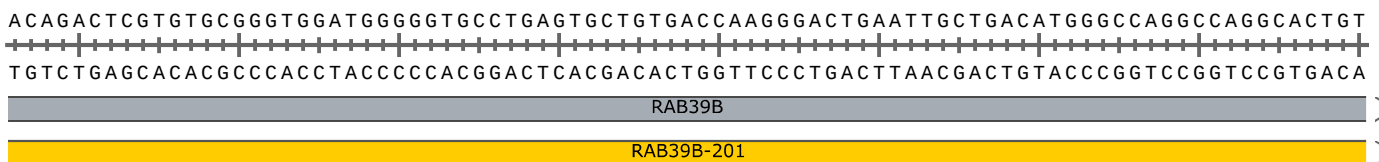
3655



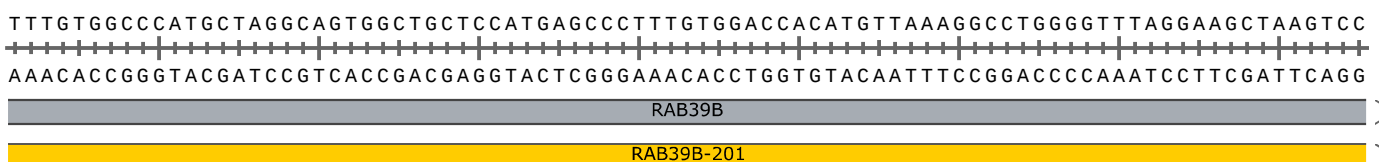
3740



3825



3910



3995

CAGGAAAAACATACCTACAGACAGGACAACCTGTTCCCTTGGTATTTGAGCTCACTTATAGGCCATGAACATAAAGAAATACATAAAG
GTCTTTTGTATGGATGTCTGTCTGCTGTTGACAAGGAACCATAAACTCGAGTGAATATCCGGTACTTGTATTTCTTTATGTATTTTC

4080

RAB39B

RAB39B-201

GTCCTTTTGTATGGATGTCTGTCT

PCR Reverse

GGGAAAAAAGTTTTACAATGGGGACAATTAGCATAACTAAACAAAGATTATGAGCTCTACTTATTCCGTGAGAATACCCTGCACC
CCCTTTTTTCAAAGTGTTACCCCTGTTAATCGTATTGATTTGTTTCTAATACTCGAGATGAATAAGGCACTCTTATGGGACGTGG

4165

RAB39B

RAB39B-201

AAAGGTGTTTGTCTGGGTTTGGTTAAAAGGTACCAATTAGCTTTTAAACAGCTTTCTGTAAAATGAGGAACACAGACCAAAGGTCT
TTTCCACAAACGACCCAAACCAATTTTCCATGGTTAATCGAAAATTGTGCAAGACATTTTACTCCTTGTGTCTGGTTTTCCAGA

4250

RAB39B

RAB39B-201

GGTGTTC AAGTAAAAATGATGTGACTATGGAAAAGGAAGGCAATCGACACAGTTATTAGCACATTTTCAGAAAAATGAACACCCTTGT
CCACAAGTTCATTTTTACTTACTGATACCTTTCCCTTCCGTTAGCTGTGTCAATAATCGTGTAAAGTCTTTTACTTGTGGGAACA

4335

RAB39B

RAB39B-201

GATAGAATTACCAGCTGTATGAAACAAATTGTCCCATGCAAATTACCCTATAACTAGGAAAAGAGACACTATAACCCAAATGCCAT
CTATCTTAATGGTCGACATACTTTGTTTAAACAGGGTACGTTTAAATGGGATATTGATCCTTTCTCTGTGATATTGGGTTTACGGTA

4420

RAB39B

RAB39B-201

ACCCCTTTTTCTTTGACCATGCCTGGGGTTTTCAATGCCTTGGCACCTGCAATCTGGAAGTAAACAGTCTGCTTGCTTCTTCAG
TGGGGGAAAAAGGAAACTGGTACGGACCCCAAAGTTACGGAACCGTGGACGTTAGACCTTCATTTGTCAGACGAACGAAGAAGTC

4505

RAB39B

RAB39B-201

GCACGTGACAGTGACAACACAGTGACTGCCTCTGAAAAGAGCCCTGAGGCAAACTCTCTCCTGCTGAACAGGAGGCACTGTAA
CGTGCACTGTCACTGTTGTGTCACTGACGGAGACTTTTCTCGGACTCCGTTTGTGAGAGAGGACGACTTGTCTCCTCCGTGACATT

4590

RAB39B

RAB39B-201

CCCTTACAAACAGCTTACAGTTACTTGGGCTACTTATTTGATCATCATAACAGGCCTACGAGGTTTTTGCCTCATTTTACAGAAT
GGGAATGTTTGTGCAATGTCAATGAACCCGATGAATAAACTAGTAGTATTGTCCGGATGCTCCAAAAACGGGGTAAAATGTCTTA

4675

RAB39B

RAB39B-201

AGTAAACTAAGAGCCATGAAAATCACTTGGCCAGGGTCAAGGACTCGTGACTCCTAGCTCTTTTCACTGCATCATACTGCTGTCA
TCATTTGATTCTCGGTACTTTTGTGAAACCGGTCCAGTTTCTGAGCACTGAGGATCGAGAAAAGTGACGTAGTATGACGACAGT

4760

RAB39B

RAB39B-201

GATGAATAAATGATTATGAATTTGTTTACTTGGGAAGAGATATGACTATAAATAAATGTTCTCTACATGTTAGGATATGTTTTCC
CTACTTATTTACTAATACTTAAACAAATGAACCCTTCTCTATACTGATATTTATTTACAAGAGATGTACAATCCTATACAAAAGG

4845

RAB39B

RAB39B-201

TTATTGATTACAACCTCAGCTATAATCCTGAGGGAACATGGGAAGGAATCAAAGGTAAAGCCCATTTCAGGCATTATTGACAAGAGG
AATAACTAATGTTGAGTCGATATTAGGACTCCCTTGTACCCTTCTTAGTTTCCATTTTCGGGTAAGTCCGTAATAACTGTTCTCC

4930

RAB39B

RAB39B-201

GCTTTAAACAAGTGAATAATTGCACAACCTAAAAAGACATTAGAAGTGTGTGGGCTATAAGTGTTCCTTATCACTGAGACACAGTGG
CGAAATTTGTTCACTTATTAACGTGTTGATTTTTCTGTAATCTTGACACACCCGATATTCACAAGAATAGTGACTCTGTGTCACC

5015

RAB39B

RAB39B-201

ATTTTTATTGAAAGGAACCACGTACAGCAATGCGGAGTGGGATAGGGATAAAAATACCCACCCCAAAAATGACCTTGGCCACCTGTC
TAAAAATAACTTTCTTGGTGCATGTCGTTACGCCTCACCTATCCCTATTTTATGGGTGGGGTTTTACTGGAACCGGTGGACAG

5100

RAB39B

RAB39B-201

TGCCATATACGTACACTGAGTTCCTGTCTACCCAAGAGAGTCAGCCCTTAATTCTCAGGTGAACAAACAGCTAACTGCATCAGCA
ACGGTATATGCATGTGACTCAAGGACAGATGGGTTCTCTCAGTCGGGAATTAAGAGTCCACTTGTTTTGTCGATTGACGTAGTCGT

5185

RAB39B

RAB39B-201

AATTGGAATGGCTGGCTTGAAGTTTCCATTATTTTCTTGAAGAGAGGTGATGCTTTAAATTACTTTTTGGATTGTAGCCAGTTCA
TTAACCTTACCGACCGAACTTCAAAGGTAATAAAAAGAACTTCTCTCCACTACGAAATTTAATGAAAAACCTAACATCGGTCAAAGT

5270

RAB39B

RAB39B-201

GCTAGGCAAAAGCCATACTTTTCACAATTAATAAAAAAAAAAACTATTCTGACTAGAGTCAGGTTTCTCATATCCATTGTGATAGGAA
CGATCCGTTTTTCGGTATGAAAAGTGTTAATTTTTTTTTTTGATAAGACTGATCTCAGTCCAAAGAGTATAGGTAACACTATCCTT

5355

RAB39B

RAB39B-201

GGCCTAAGAATGGCAAATCGCTTTGAGATATAATATTGAACTTCAGTATGAATGTGACCGAATCTGAAACTTTGGGAATTTGCTT
CCGGATTCTTACCGTTTTAGCGAAACTCTATATTATAACTTGAAGTCATACTTACACTGGCTTAGACTTTGAAACCCCTTAAACGAA

5440

RAB39B

RAB39B-201

TAGCCAGAATAAAGAAACCAAATCATGAAAATTATGGAAGACTATTCTGCCACCTGTGCCCAAGTTGGATGAGCAAACCACTTT
ATCGGTCTTATTTCTTTGGTTTAGTACTTTTAATACCTTCTGATAAGACGGTGGACACGGGGTTCAACCTACTCGTTTGGTGAAA

5525

RAB39B

RAB39B-201

GGATCAGTTCACAGCATTAACTACAAGTGAAGTGCATCTTCTCTATATTCATTTTACAAGAGCTGGCTTAGGTGGGGTAATTA
CCTAGTCAAAGTGTGTAATTGATGTTCACTTGACTAGTAGAAGAGATATAAGTAAAGTGTCTCGACCGAATCCACCCCATTAAT

5610

RAB39B

RAB39B-201

AATTGCCACCTTCGTGGTTGTAAAAGACAAACAAAACATGGCAAATTTTCATTAACACAAAATTTTCATCAACTGCTATACTGAATT
TTAACGGTGGAAGCACCAACATTTTTCTGTTTTGTTTTGTACCGTTTTAAAGTAATTGTGTTTTAAAGTAGTTGACGATATGACTTAA

5695

RAB39B

RAB39B-201

ATGTTTAGAAGATTCTGAAAGCAAGATTATCCAGTGGGTAAATGAGAGTCGACTGGATTCTGTCAGTTCAAAAAAGGAAAGAAAC
TACAAATCTTCTAAGACTTTCGTTCTAATAGGTCACCCATTTACTCTCAGCTGACCTAAGACAGTCAAGTTTTTCTTTCTTTG

5780

RAB39B

RAB39B-201

AAAAC TTCCTACAATTTTCTTCACTAAAATTTATTATATGTACAGTATTTCCCACTCCTGGCATTCTTCTGGCAGGTTTAAAAATA
TTTTGAAGGGATGTTAAAAGAAGTGATTTTAAATAATATACATGTCATAAGGGTGAGGACCGTAAAAGACCGTCCAAATTTTTAT

5865

RAB39B

RAB39B-201

TTCAGCATAAATCCAGCAGAGGTGGCTGAGCTTAATTGCTTAAATAAGTTCTAGAAAAATTTAAAAATCATTTTTAGTAGAATTCAG
AAGTCGTATTTAGGTCGTCTCCACCGACTCGAATTAACGAATTTATTCAAGATCTTTTAAATTTTTAGTAAAATCATCTTAAGTC

5950

RAB39B

RAB39B-201

TACCATTGTCACTGCAATAAGTGGGTTTTAGAAAAATAAGTGTGAAAAGAATCAGGTGTTAATATAATACTAAGGATAAAGCTTTA
ATGGTAACAGTGACGTTATTCACCCAAAATCTTTTATTACACTTTTTCTTAGTCCACAATTATATTATGATTCCTATTTTCGAAAT

6035

RAB39B

RAB39B-201

GAAGCTATTTTACTACATAGGTAAAGAAAAGATAAACTAACTTGTAAACAAAGACCACAACACTGCATGTTGGATTAGATTGTCTCAT
CTTCGATAAAAATGATGTATCCATTTCTTTTCTATTTGATTGAACATTGTTTCTGGTGTTGACGTACAACCTAATCTAACAGAGTA

6120

RAB39B

RAB39B-201

ATTTCAGAATAAAATGTACTGTATACTTTTCTTCACTTTGTTGTGCACTGTAATGAAATGTGAAAAATGCTTTATTTAGCTGTAT
TAAAGTCTTATTTTACATGACATATGAAAAGGAGTGAAACAACACGTGACATTACTTTACACTTTTTACGAAATAAATCGACATA

6205

RAB39B

RAB39B-201

GTGAATGAAAATATGCTTGTATTTAGTAAAATGATTGATTATGTGACTGTGA
CACTTACTTTTTATACGAACATAAATCATTTTACTAACTAATACACTGACACT









3'

6257

5'

RAB39B

RAB39B-201

Feature	Location	Size			Type
✓ RAB39B	1 .. 6257	6257 bp		→	gene
/note	= gene ENSG00000155961 Protein coding				
✓ RAB39B-201	1 .. 6257	6257 bp		→	prim_transcript
/note	= primary transcript ENST00000369454				
✓ RAB39B-201	204 .. 3689	3486 bp		→	CDS
▶ 2 segments	= 642 bp				
/note	= coding sequence ENSP00000358466				
/translation	= MEAIWLWYQFRLIVIGDSTVGGKSLIRRFTEGRFAQVSDPTVGVDFFSRLVEIEPGKRIKLIWDTAGQERFR,,SITRAYYRNSVGGLLLFDITNRRSF QNVHEWLEETKVHVQPYQIVFVLVGHKCDLDTQRQVTRHEAEKLAAYGMKYIETSARDAINVEKAFTDLTRDIYELVKRGEITIQEGWEGVKS QFYRNVVHSSEEVVKGERRCLC*				
✓ Donor Template WT -> SNV	3486 .. 3585	100 bp		⇌	misc_feature
✓ PAM	3545 .. 3547	3 bp		⇌	misc_feature
✓ Protospacer Sequence	3548 .. 3567	20 bp		⇌	misc_feature
✓ SNV	3550 .. 3550	1 bp		⇌	misc_feature
/note	= WT = C SNV = A				

Primer	Length	Binding Sites	Tm	Date Added
✓ PCR Forward /sequence = GAACATTCGTTTCTAGAAAGATGCCC 44% GC / 7641.0 Da	25-mer	3033 .. 3057	59°C	Jan 20, 2023
✓ Sanger Sequencing /sequence = CTGGTGGGTCACAAGTGTG 58% GC / 5899.9 Da	19-mer	3405 .. 3423	58°C	Jan 20, 2023
✓ Donor Template WT -> SNV /sequence = ATGAAGTACATTGAAACGTCAGCCCCGAGATGCCATTAATGTGGAGAAAAGCCTTCACAGACCTGAAAAGAGACATATATGAGCTGGTTAAA 46% GC / 151.4 Da	100-mer	3486 .. 3585	74°C	Jan 20, 2023
✓ gRNA Protospacer /sequence = GCTCATATATGTCTCTTGTC 40% GC / 6049.0 Da	20-mer	3548 .. 3567	49°C	Jan 20, 2023
✓ PCR Reverse /sequence = TCCTGTCTGTAGGTATGTTTTCTG 44% GC / 7636.0 Da	25-mer	3996 .. 4020	58°C	Jan 20, 2023