

KromaTiD Case: Jax G-banding_S010774

Project Quote#: 200401

Specimen: iPSC

LIMS ID: S010774

Received Date: 8/4/2022

Customer Sample ID: 025.1_C02.1

Completed Date: 10/14/2022

Gender: Male

Band Resolution: 400

Total Counted: 20

Total Analyzed: 20

Final Karyotype: 46,XY[20]

Case Notes:

G-banded chromosome analysis of metaphase cells designated 025.1_C02.1 (KromaTiD Sample ID S010774) shows a normal male karyotype.

The other abnormalities/aberrations detected were non-clonal and were designated as low-level mosaicism or random gain/loss.

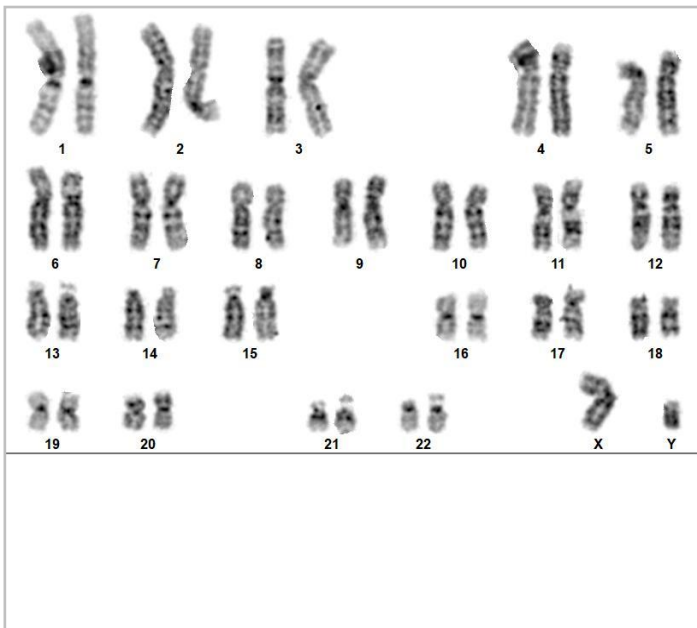
Karyotype Summary:

Karyotype:	# Cells
45,XY,-20	1
46,XY	17
44,XY,-13,-20	1
45,XY,-5	1

Cells Images:

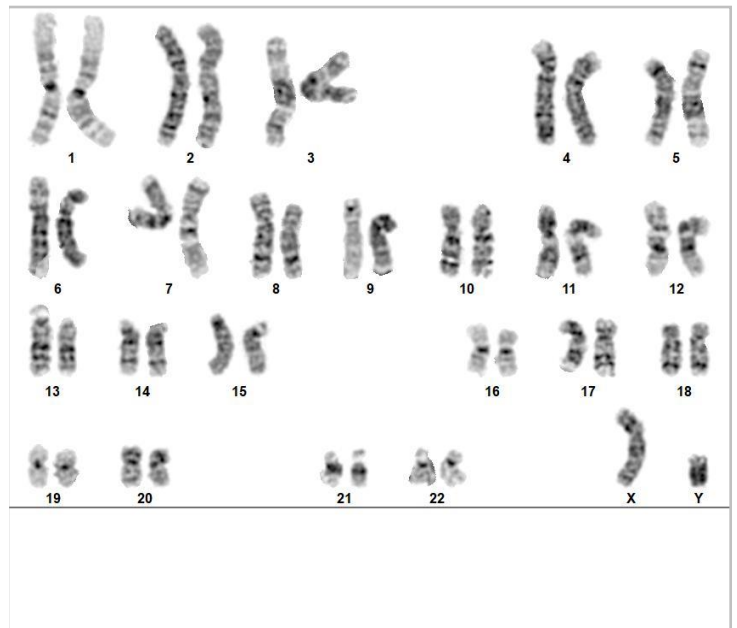
Karyotyped: 46,XY

1-88




Karyotyped: 46,XY

1-154



Limitations: This assay allows for microscopic visualization of numerical and structural chromosome abnormalities. The size of structural abnormality that can be detected is >3-10Mb, dependent upon the G-band resolution obtained from this specimen. For the purposes of this report, band level is defined as the number of G-bands per haploid genome. Detection of heterogeneity of clonal cell populations in this specimen is limited by the number of metaphase cells analyzed, documented above as "number of cells counted". Results are for Research Use Only and should not be used for clinical purposes.

Completed By/Date:
Michael Vernich
Cytogenetics Supervisor

DocuSigned by: 10/17/2022

B510035B47034EE...

Approved By/Date:
Gregory Husar
Operations Manager

DocuSigned by: 10/17/2022

8836BEA4EF644E7...