

KromaTiD Case: Jax G-banding_S010412

Project Quote#: 200401 **Specimen:** iPSC
LIMS ID: S010412 **Received Date:** 7/14/2022
Customer Sample ID: 82-B03_HOM **Completed Date:** 11/22/2022
Gender: Male **Band Resolution:** 400
Total Counted: 20
Total Analyzed: 20
Final Karyotype: 46,XY[20]

Case Notes: G-banded chromosome analysis of metaphase cells designated 82-B03_HOM (KromaTiD Sample ID S010412) shows a normal male karyotype. The other abnormalities/aberrations detected were non-clonal and were designated as low-level mosaicism or random gain/loss.

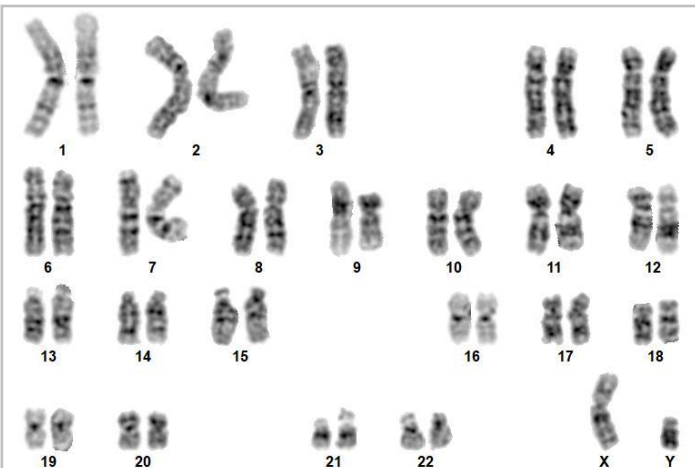
Karyotype Summary:

Karyotype:	# Cells
46,XY	20

Cells Images:

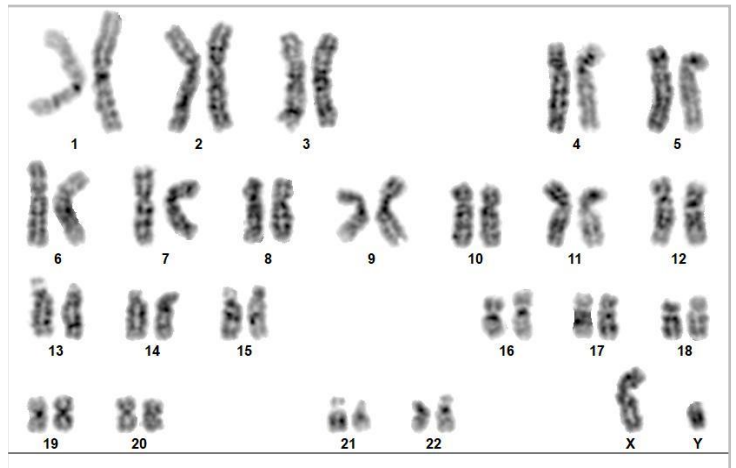
Karyotyped: 46,XY

1-77



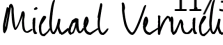
Karyotyped: 46,XY

1-95




Limitations: This assay allows for microscopic visualization of numerical and structural chromosome abnormalities. The size of structural abnormality that can be detected is >3-10Mb, dependent upon the G-band resolution obtained from this specimen. For the purposes of this report, band level is defined as the number of G-bands per haploid genome. Detection of heterogeneity of clonal cell populations in this specimen is limited by the number of metaphase cells analyzed, documented above as "number of cells counted". Results are for Research Use Only and should not be used for clinical purposes.

Completed By/Date:
Michael Vernich
Cytogenetics Supervisor

DocuSigned by:
 11/30/2022
B510035B47034EE...

Approved By/Date:
Gregory Husar
Operations Manager

DocuSigned by:
 11/30/2022
8836BEA4EF644E7...