

INK2S00114_ANXA11_G38R_A07_BB
22,312 bp

5' 3' 85 170 255 340 425 510 595 680

CTACTGCACCCTTGCCAGCAGAGGCAGGAGCAAAGCTTCAGTGAGAGGGCCTTTCAAGGAAACTGGCTCATGGGGAGTGAATCCTG
GTGACGTGGGAACGGTCGTCTCCGTCCTCGTTTCGAAGTCACTCTCCCGGAAAGTTCTTTGACCGAGTACCCCTCACTTAGGAC

ANXA11

ANXA11-203

TCAGTGTGGGTGGGGCCGGGGGTGTGGCCCTGGCCCAGAAGTCAGGCAGCATGCTGGTGGGTACTGTTTCTAGCTGGAGGCACCA
AGTGACACCCACCCCGGGCCCCACACCGGGACCGGGTCTTCAGTCCGTCGTACGACCACCCATGACAAAGATCGACCTCCGTGGT

ANXA11

ANXA11-203

GCAGGAGACAGTGAAGTGGTCTGCGACAAGCAGGGCAGATGCAGCAGTTTCTTCTGCAGGGTCCCAGTTGTGGTGGTGGCTGCCC
CGTCCTCTGTCACTTGACCAGACGCTGTTTCGTCCCGTCTACGTCGTCAAAGAAGACGTCCCAGGGTCAACACCACCACCGACGGG

ANXA11

ANXA11-203

TTTCAAGAAGCTGGGTCCACGGGCCAGCAGGGGCTCTCAGGCAGAGCCTGAATGTGCTTTCTGCTTCTCTTCCAGATCTAACCA
AAAGTTCTTCGACCCAGGGTGCCCGGTCTCCCGAGAGTCCGTCTCGGACTTACACGAAAGCAGAAGAGAAGGTCTAGATTGGT

ANXA11

ANXA11-203

ANXA11-203

TGAGCTACCCTGGCTATCCCCGCCCCAGGTGGCTACCCACCAGCTGCACCAGGTAAGAGGGTCTGGGGTGGGGAGGAGAGTGA
ACTCGATGGGACCGATAGGGGGCGGGGGTCCACCGATGGGTGGTGCACGTGGTCCATTCTCCAGACCCACCCCTCCTCTCACT

ANXA11

ANXA11-203

1 5 10 15
M S Y P G Y P P P P G G Y P P A A P

ENSE00003531093

ANXA11-203

ATGCTGCCTCTGTACAGTGGCTGGGAGTGGAGAGGGGAGAACAGTAGTTTCTCACTCCCCTCCTCCCCTCACAGCACGGCCCAG
TACGACGGAGACATGTCACCGACCCTCACCTCTCCCCTCTTGTCATCAAAGGAGTGAGGGGAGGAGGGGAGTGTCGTGCCGGGT

ANXA11

ANXA11-203

ANXA11-203

CAGGGGAGGAGAGGACAACAGGAGTAGTGGGACAGCCAGCCGAGGCAGGGGCTGGAGAAGAGCATGACACTAAGGCCATCGGAGG
GTCCCCTCCTCTCCTGTTGTCCTCATCACCTGTGCGTCCGCTCCCGACCTCTTCTCGTACTGTGATTCCGGTAGCCTCC

ANXA11

ANXA11-203

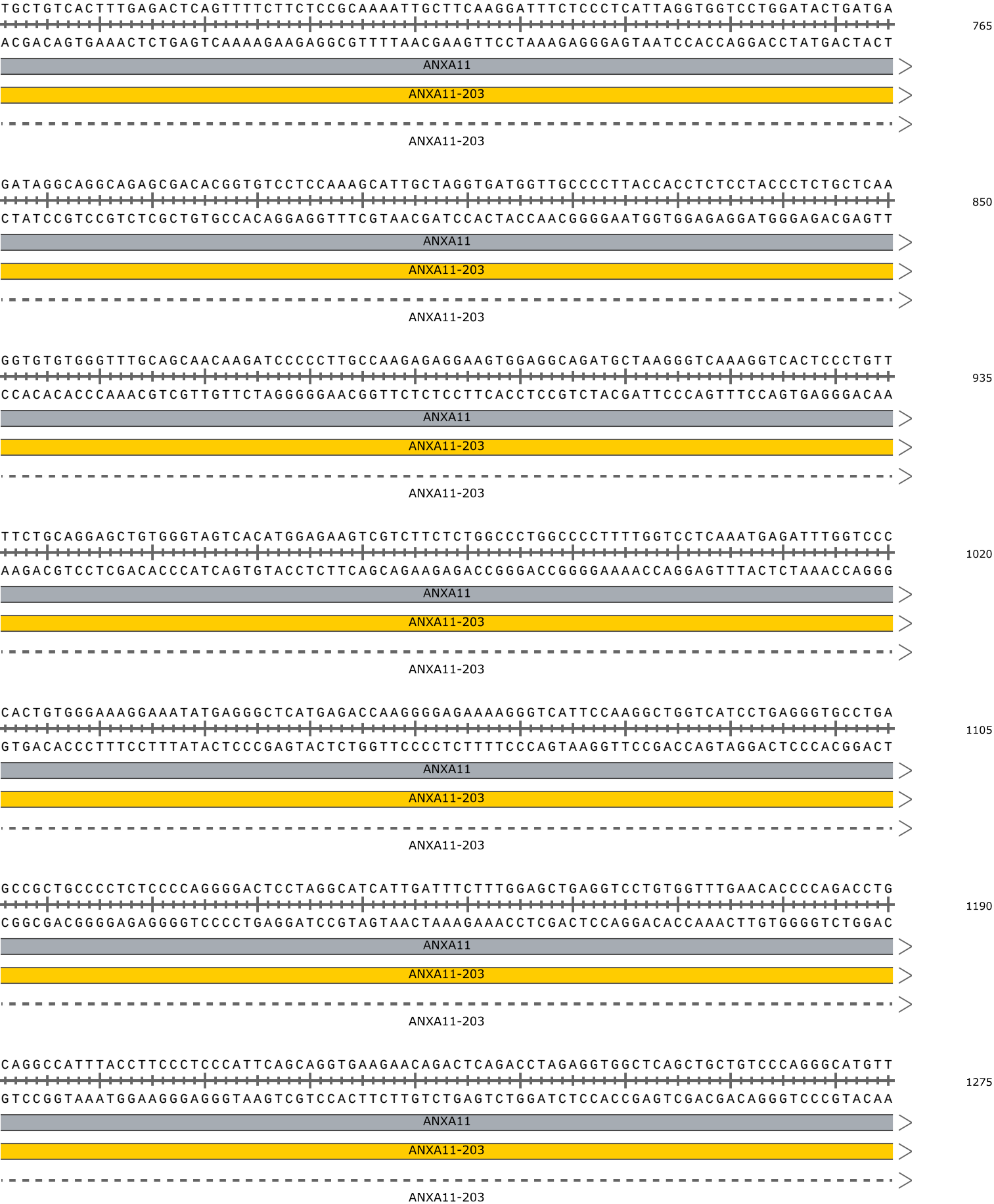
ANXA11-203

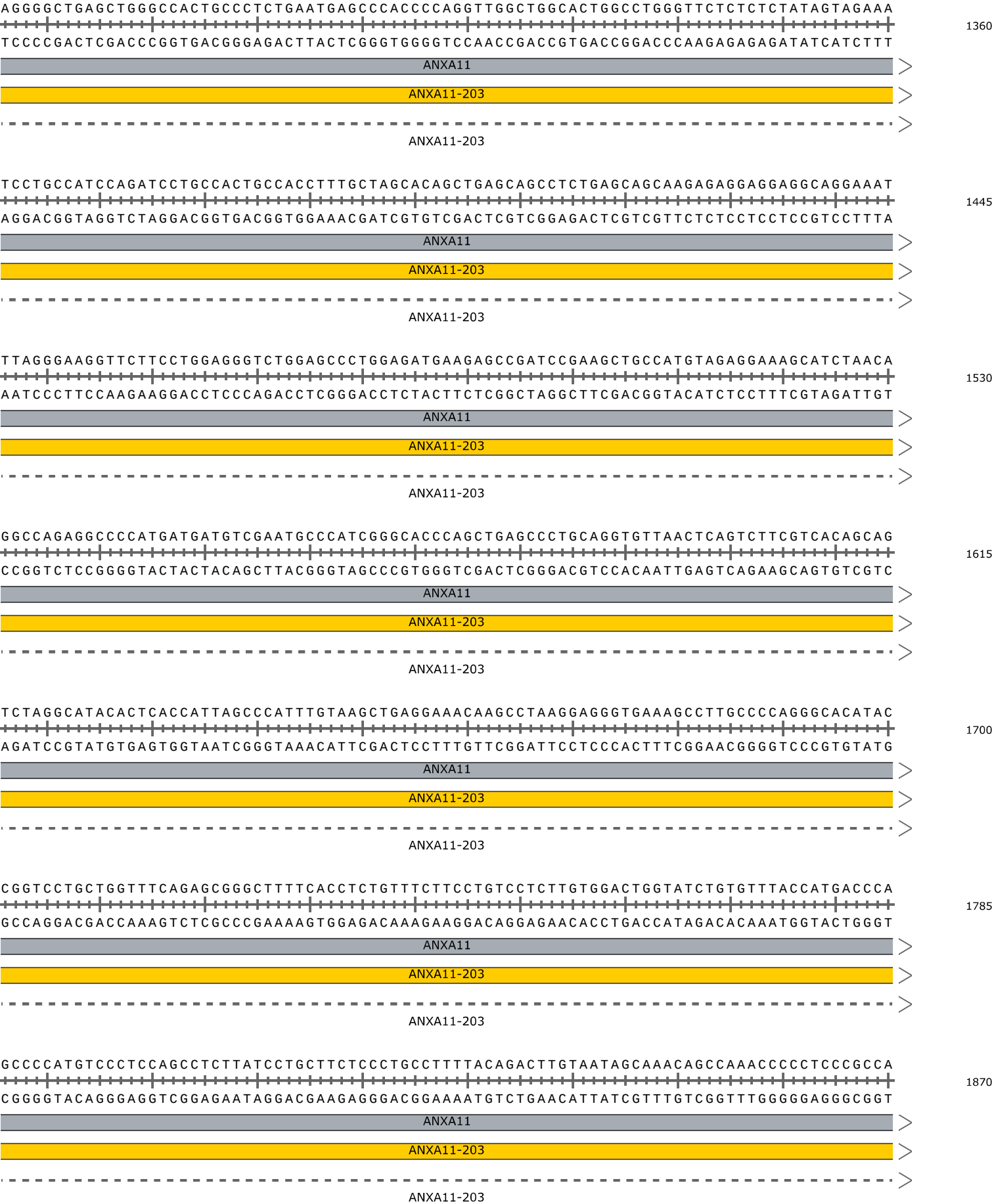
CCTAGGTTTGAAGTGCCTCCAGAAAGCCCTGGACCAGGCCAGGGCTGGGTCTCTTGCTTACTCTCTAGTAACAGTGGGCAAA
GGATCCAAACTTTGACGGAGGTCTTTGGGGACCTGGTCCGGGTCCCGACCCAGAGAACGGAATGAGAGATCATTGTCACCCGTTT

ANXA11

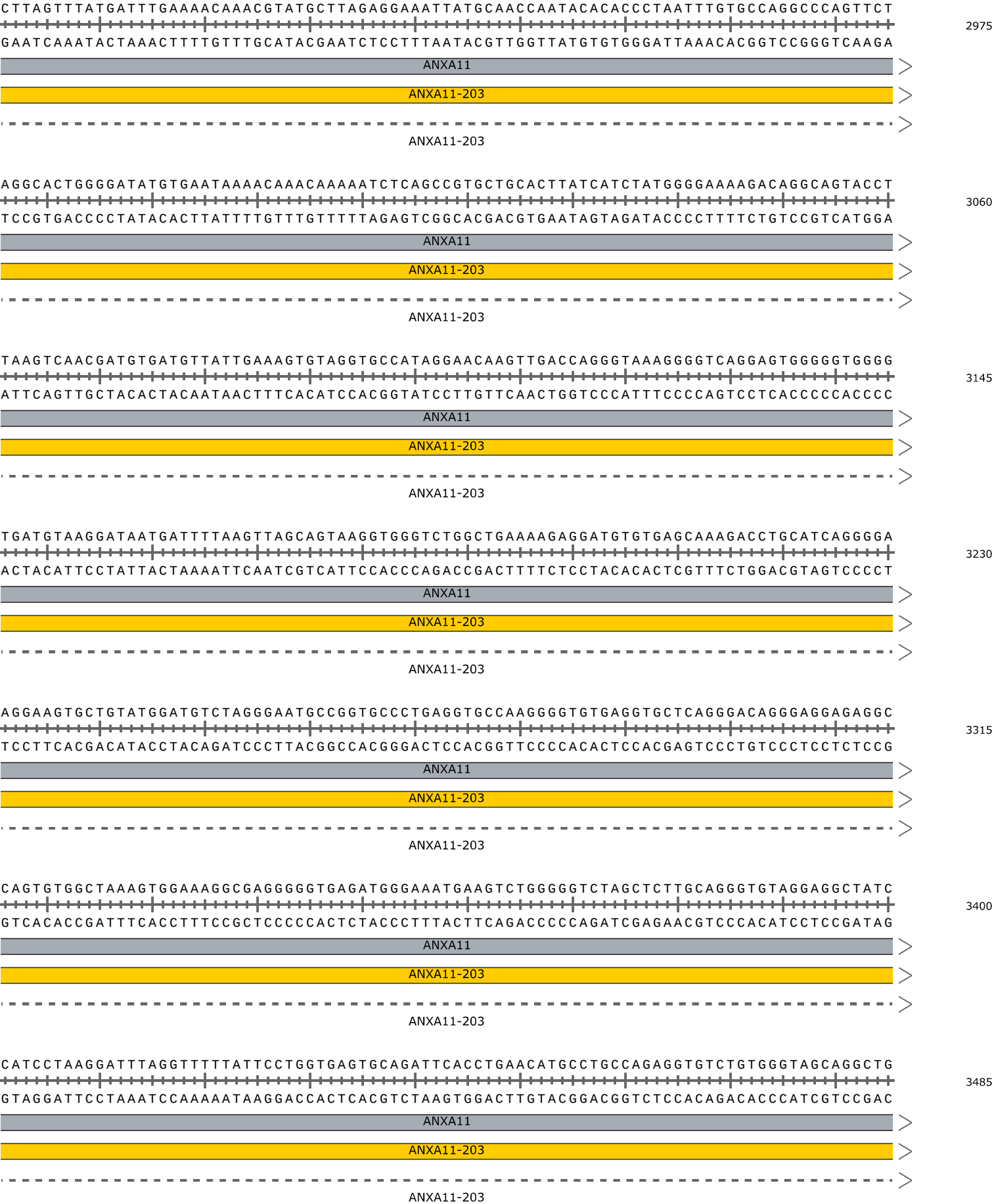
ANXA11-203


ANXA11-203



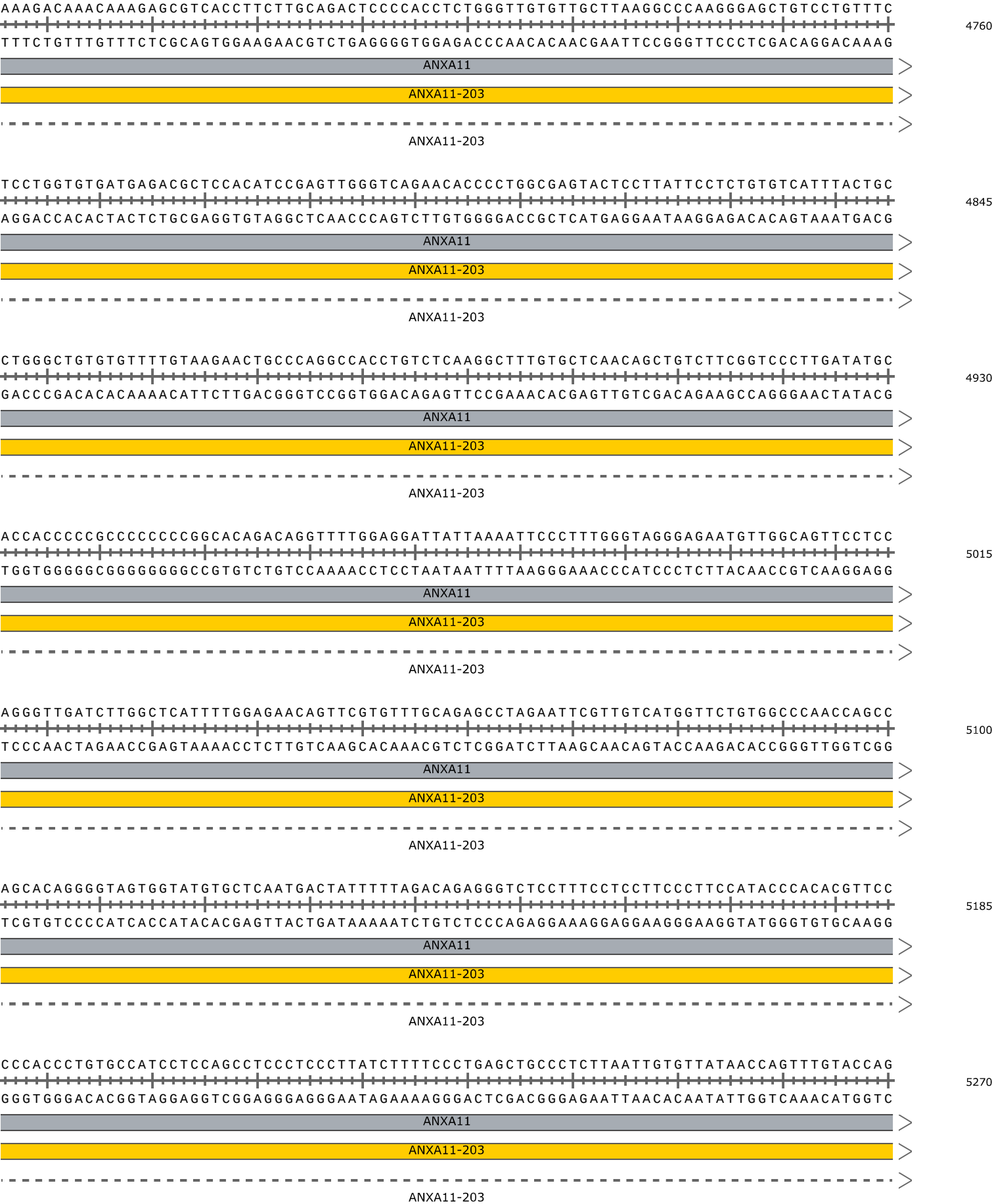


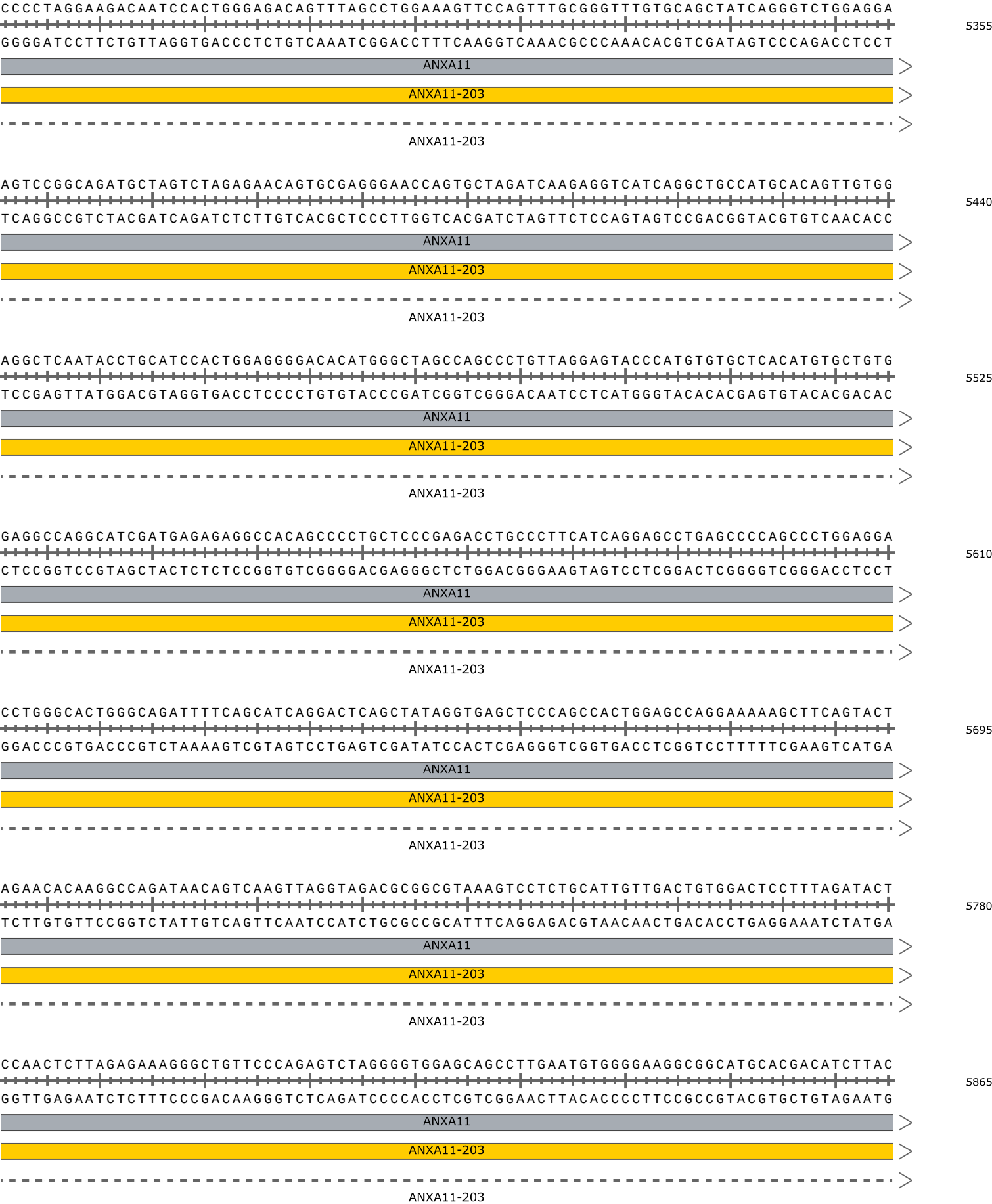















GGCATCGTTGGGAGGTGAAGGATGCCACCGGGTGCTGAGGTTTGCTGAGAGGCTCCAGACATCTATCCCTGGGTTCTAGCCCTTG
CCGTAGCAACCCTCCACTTCCTACGGTGGCCACGACTCCAAACGACTCTCCGAGGTCTGTAGATAGGGACCCAAGATCGGGAAC

ANXA11

ANXA11-203

ANXA11-203

CTCTGCCACATCTCACTGAGGTTGTGGCCACATCATTTTCTTCCCCTGCCCTCTTCATGACCACCCTGGGGGGTTTAGCTGATG
GAGACGGTGTAGAGTGACTCCAACACCGGTGTAGTAAAAGGAAGGGGACGGGAGAAGTACTGGTGGGACCCCCAAATCGACTAC

ANXA11

ANXA11-203

ANXA11-203

TAAGAGCTTTGCAGGGAAAGGCTGTGAGTGCTGCCAAGTACGAGGGGCGTGTATGAGCATATTTGAACTTCTGGGGTTTTGAA
ATTCTCGAAACGTCCCTTTCCGACACTCACGACGGGTTTCATGCTCCCCGCACATACTCGTATAAAACTTGAAGACCCCAAACTT

ANXA11

ANXA11-203

ANXA11-203

TCTTAGAAAGATAAAAATTTCGGTAAATATTGATTAGATTTCGTGTTCTAGCCAGTGCTTCTCAAACCTTCATTGTGTACCGATCC
AGAATCTTTCTATTTTAAAGCCATTATACTAATCTAAGCACAAAGATCGGGTCACGAAGAGTTTGAAGTAACACAGTGGCTAGG

ANXA11

ANXA11-203

ANXA11-203

CCTGGGCATCTTGGTAAATGTGGTCTCTGATTTGGGAGGTTTGGGGCAGGGCTGAGAGCAGGCTTTTCTCTCAGGCCCTGGGG
GGACCCGTAGAACCATTTTACACCAGAGACTAAACCCTCCAAACCCCGTCCCGACTCTCGTCCGAAAAGAGAGTCCGGGGACCCC

ANXA11

ANXA11-203

ANXA11-203

GATGTCCATGCTGCTGTTTCCTCAAATCTGGGATATGGCTCTTATTAGTCACTTCCTGTGGATTTTTTAAATAGACTTGTTTTTTT
CTACAGGTACGACGACAAGGAGTTTAGACCCTATACCGAGAATAATCAGTGAAGGACACCTAAAAAATTTATCTGAACAAAAAAA

ANXA11

ANXA11-203

ANXA11-203

TTTGTGTTGGTTGTTTGTGTTGAATATCCAATCAGGATTTGATCAAAGATCTGAAATCTGAACTGTCAGGAAACTTTGAGAAGACAA
 AAAACAACCAACAACAACTTATAGGTTAGTCCTAAACTAGTTTCTAGACTTTAGACTTGACAGTCCTTTGAAACTCTTCTGTT

ANXA11

ANXA11-203

250 255 260 265

D L I K D L K S E L S G N F E K T

ANXA11-203

6545

6630

6715


6800

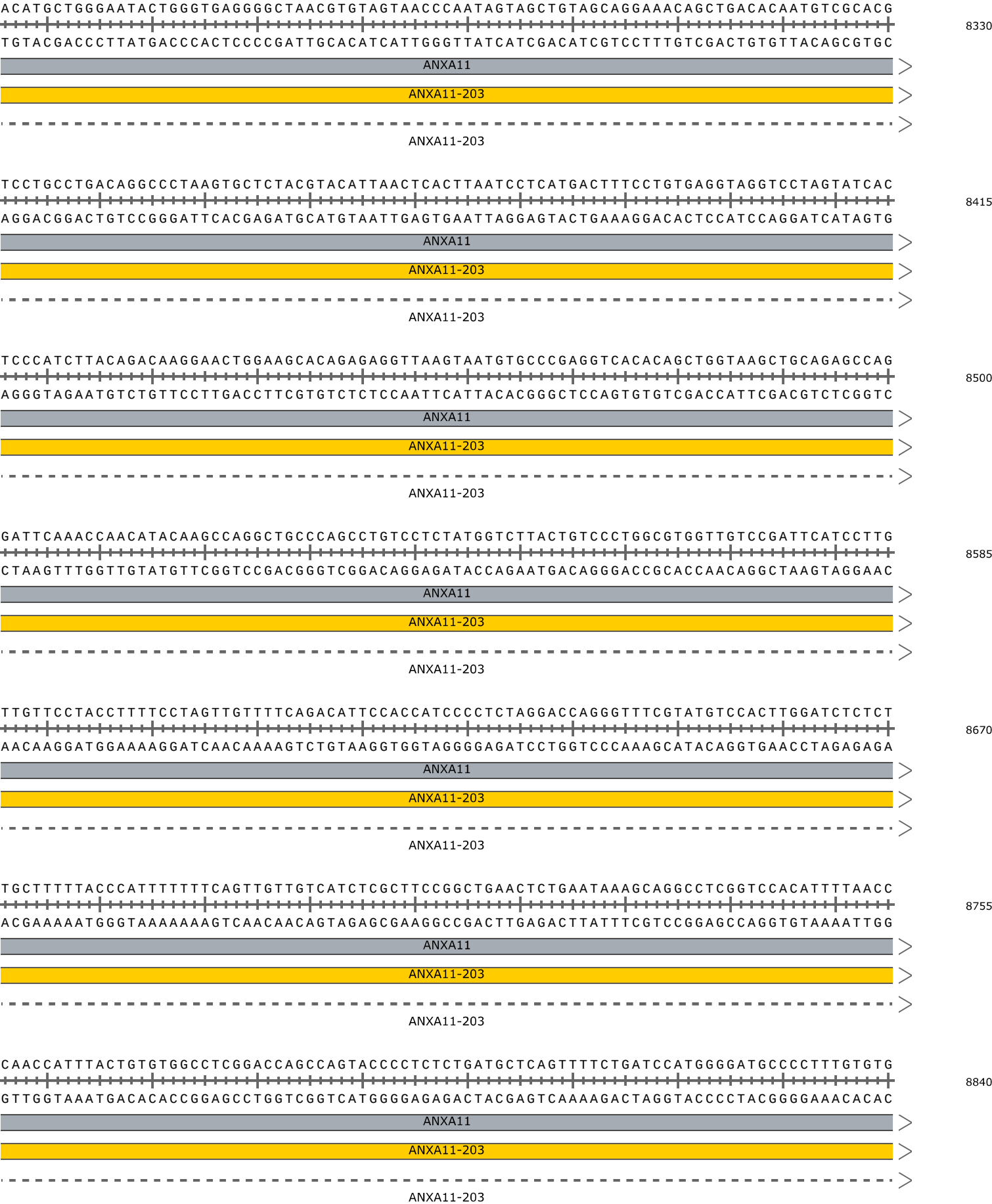
6885


6970

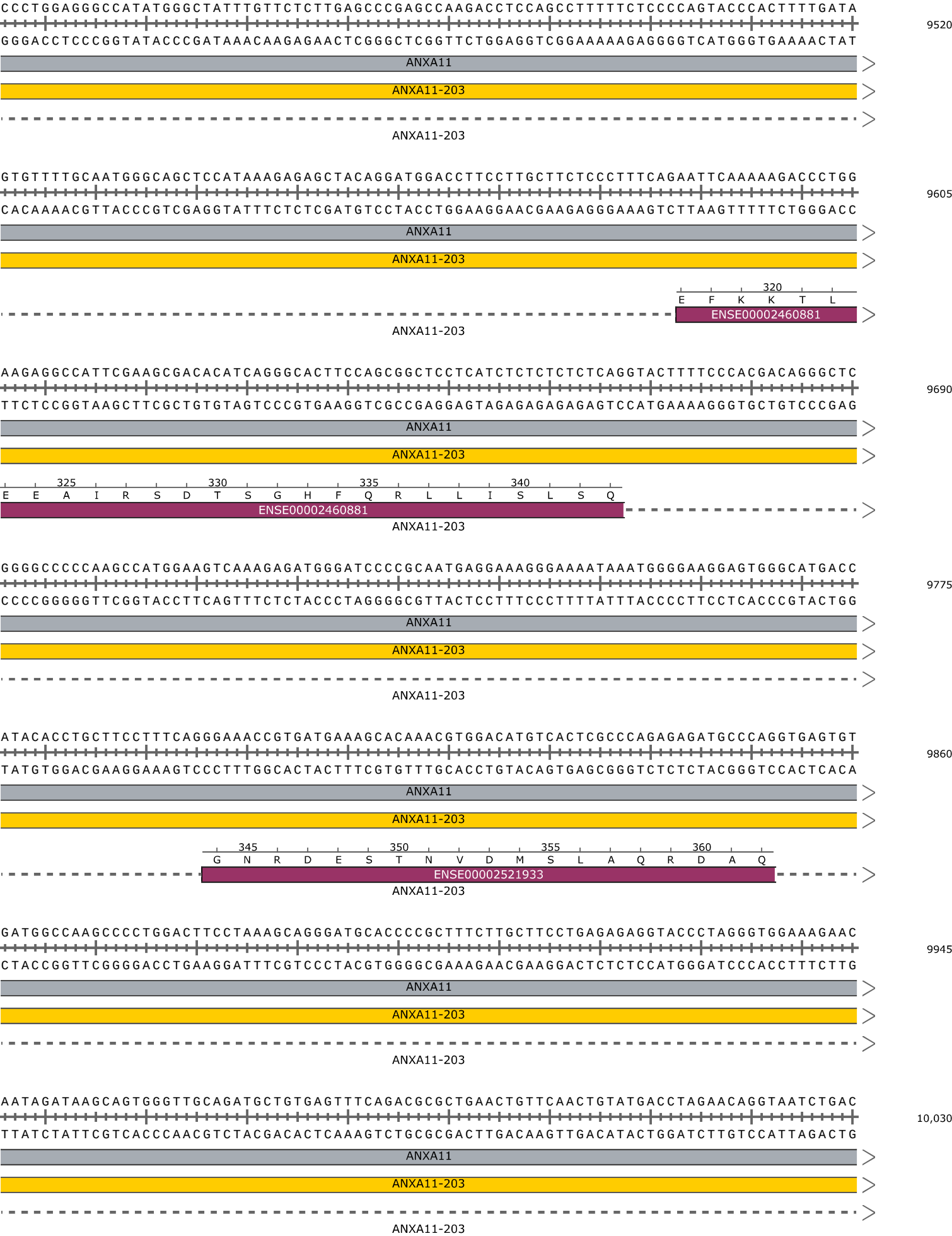
7055

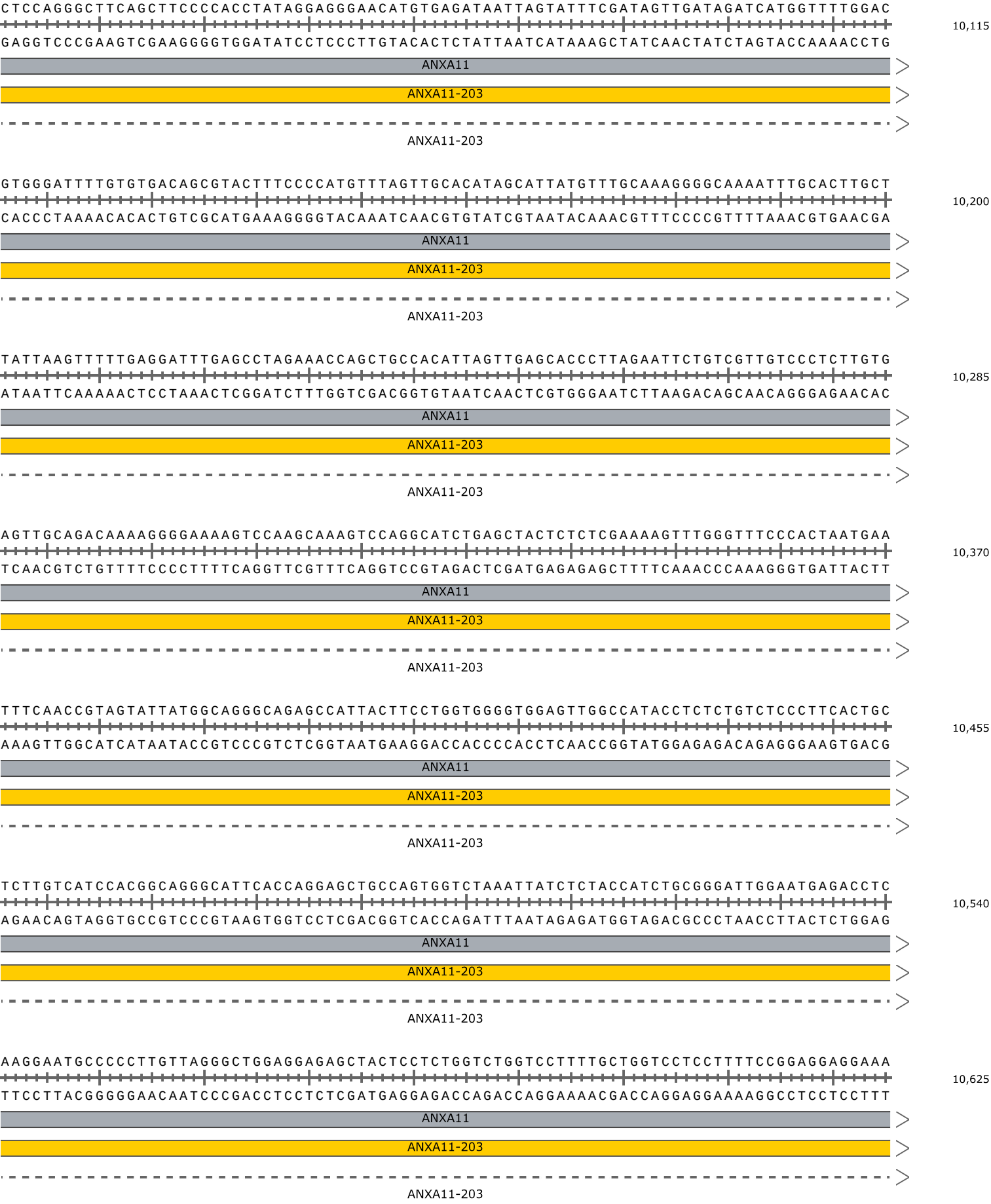







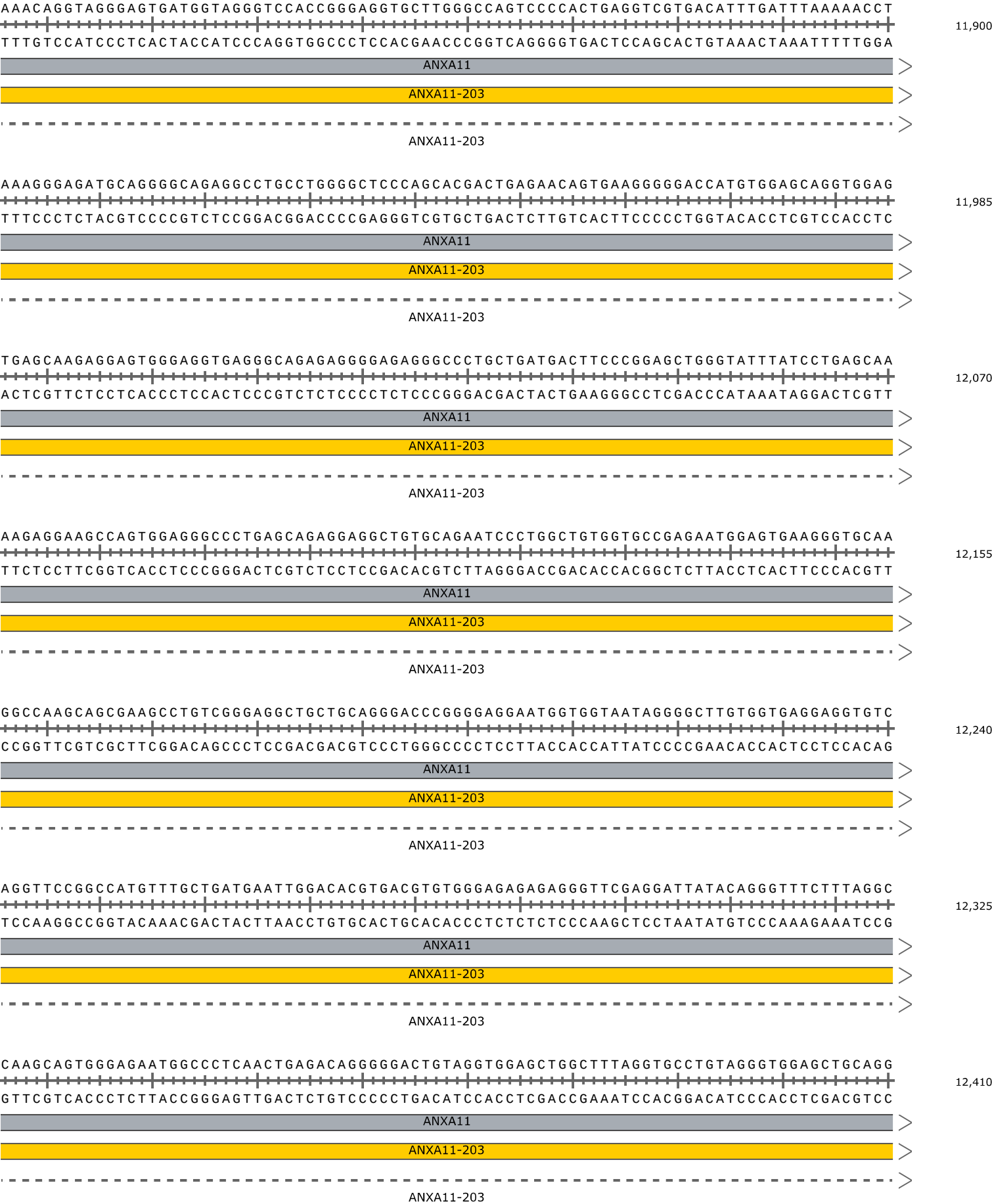


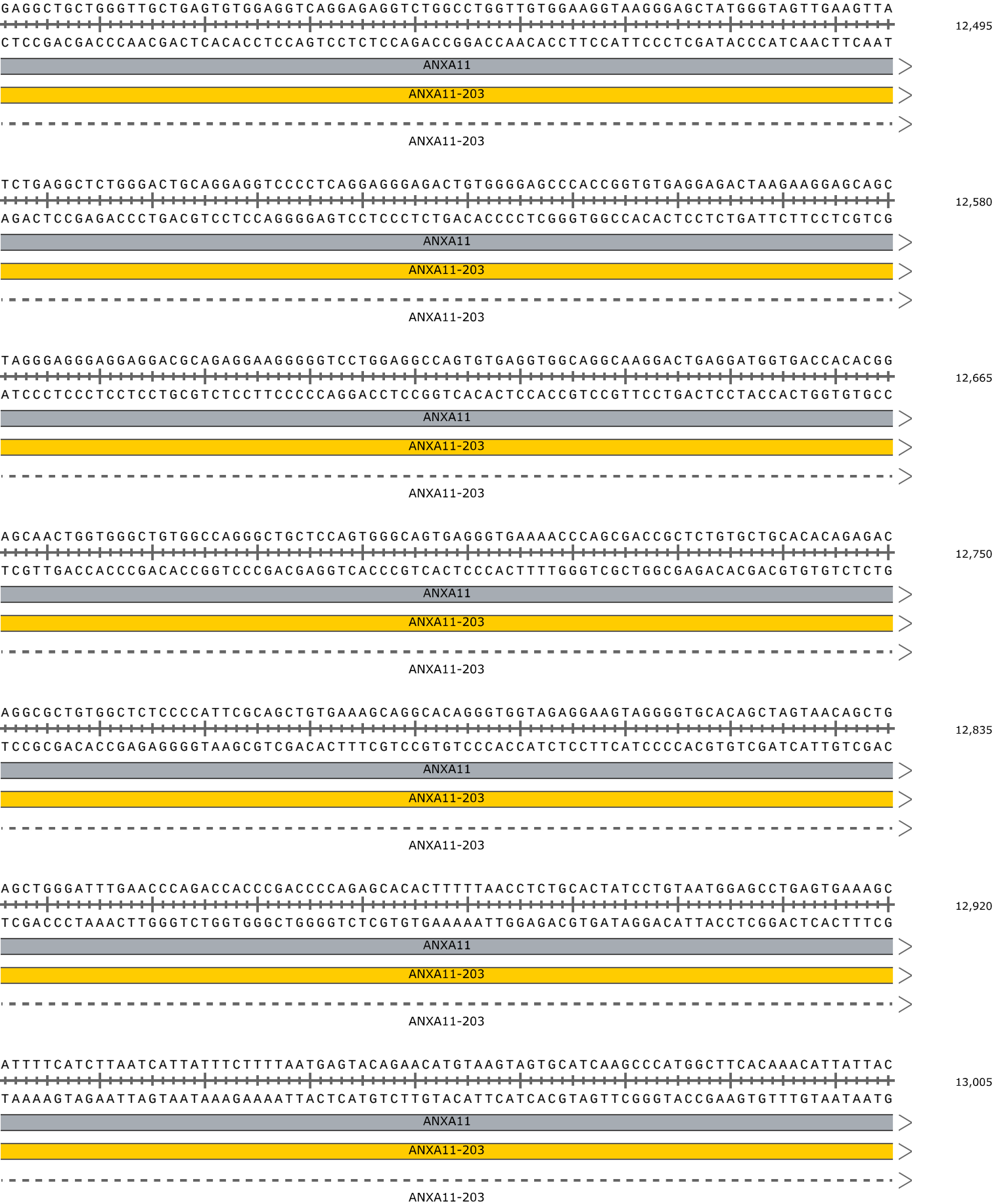


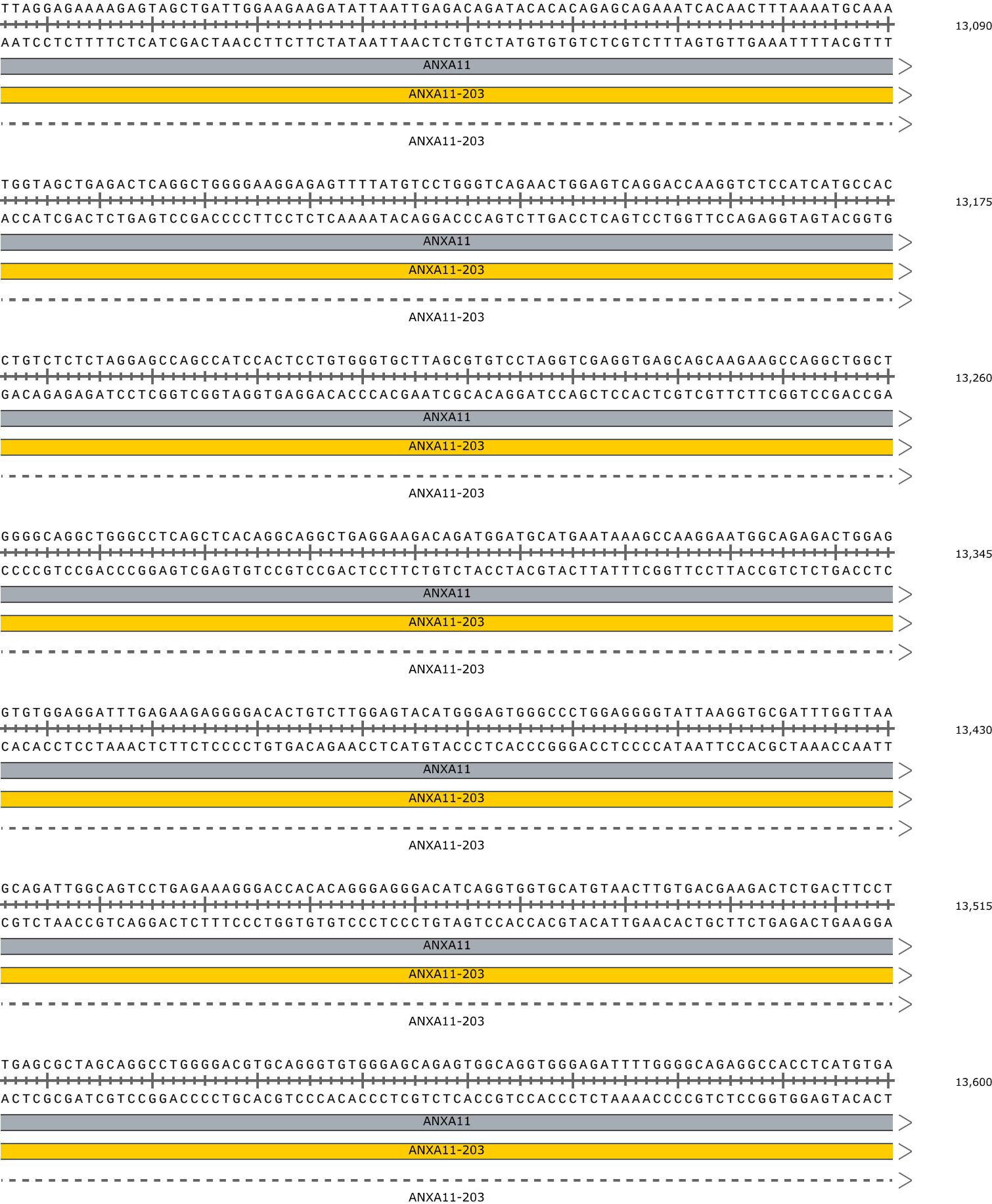












GTCCTCTGTTAGTCTGCTCATGCTGCCATGACAAATACACAGACTGGGTGGCTTAAGCAGCAGATACTCATTTTGTTACAGTT
 CAGGAGACAATCAGACGAGTACGACGGTACTGTTTTATGGTGTCTGACCCACCGAATTCGTCGTCTATGAGTAAACAATGTCAA

ANXA11

ANXA11-203

ANXA11-203

TTGAAGGCCAGATATCCAAGAGTGGGGTGCCGGTTTCTCCCGTGGCCTCTTTCGTGACAATCACTGTGCTCACATGGTCTTTCTCTC
AACTTCGGGTCTATAGGTTCTCACCCACGGCCAAAGAGGGCACC GGAGAAGCACTGTTAGTGACACGAGTG TACCAGAAAGGAG

ANXA11

ANXA11-203

ANXA11-203

TGCATGTGCACATCCCTGGGATCTCTGTGTGTGTCCTAATCTTCTCTTCTTCTAAGGAGACCAGGCGAATTGGATTAGGGTACAC
ACGTACACGTGTAGGGACCTAGAGACACACACAGGATTAGAAGAGAAGAAGATTCTCTGGTCCGCTTAACCTAATCCCATGTG

13,855

ANXA11

ANXA11-203

ANXA11-203

CCTAGCAGCATGTTTTAACTTAATTACCTCTTTAAAGATCTTATCTCCAAACACGGTTATATTCTGAAGTCTCTGGGAGTTGGGAC
 GGATCGTCGTACAAAATTGAATTAATGGAGAAATTTCTAGAATAGAGGTTTGTCGAATATAAGACTTCAGGACCCTCAACCCTG

13,940

ANXA11

ANXA11-203

ANXA11-203

TTCCACATATGAACTTTGGGGAGACACATTTTCAGTTCATAATATAAGCCTCTGTCTATCCCATAGTTTTCAATGAGTACCAGAGA
AAGGTGTATACTTGAAACCCCTCTGTGTAAAGTCAAGTATTATATTCGGAGACAGTAGGGGTATCAAAAGTTACTCATGGTCTCT

ANXA11

ANXA11-203

ANXA11-203

395 400
V F N E Y Q R
ENSE00000909278

ATGACAGGCCGGGACATTGAGAAGAGCATCTGCCGGGAGATGTCCGGGGACCTGGAGGAGGGCATGCTGGCCGTGGGTAAGTGTCT
TACTGTCCGGCCCTGTAACCTCTCTCGTAGACGGCCCTCTACAGGCCCTTGACCTCTCCCGTACGACCGGCACCCATTACAG

ANXA11

ANXA11-203

405 410 415 420 425
M T G R D I E K S I C R E M S G D L E E G M L A V
ENSE0000909278

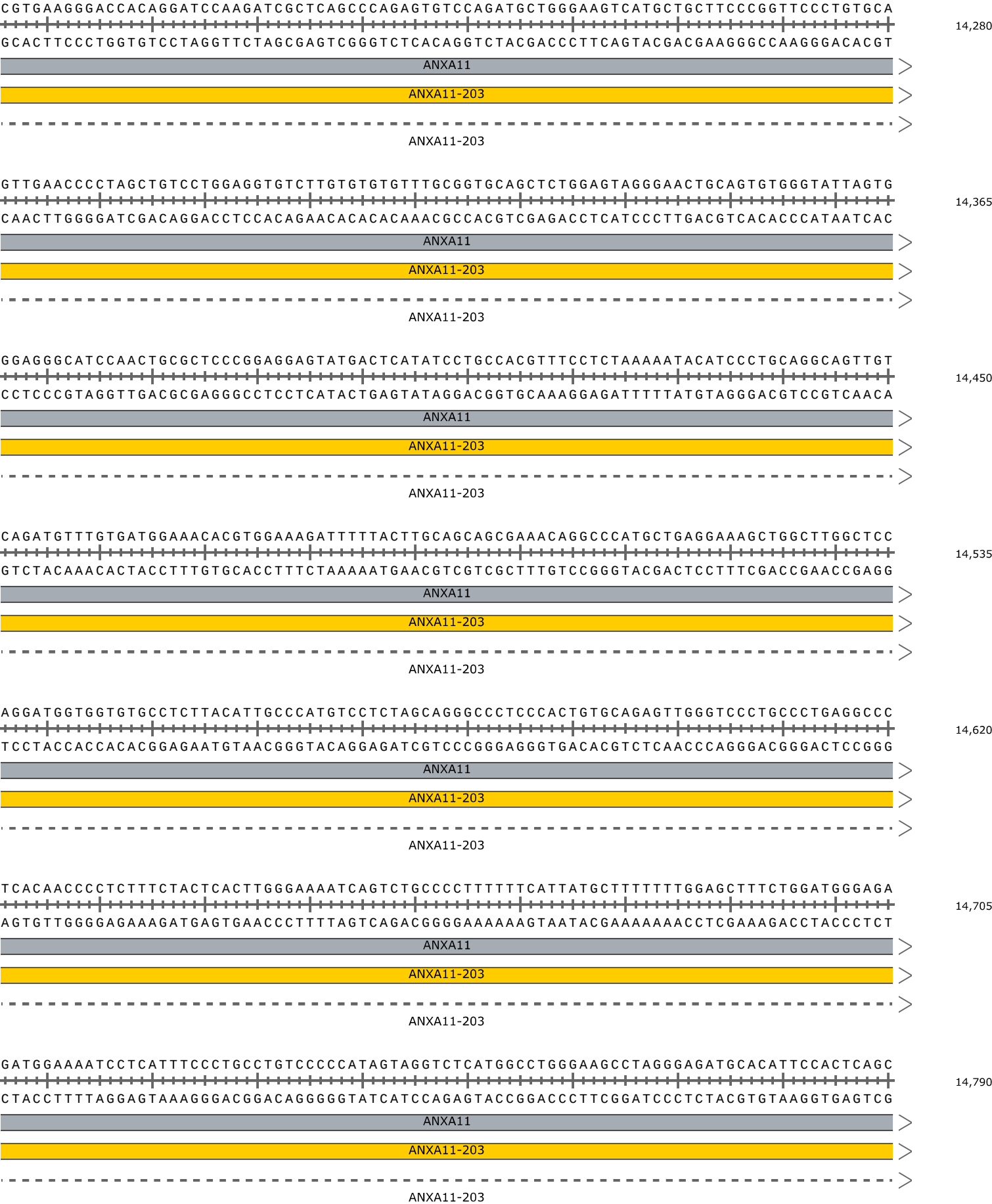
ANXA11-203


TCAGGTTTGCCGCCACCTGCCAGGGGCTAACGTGTATCGTGAGTGTTCAAGGCTGCTCGCCTGTCTCCAGCTGATGGGTGACAC
 AGTCCAAACGGCGGGTGACGGTCCCCGATTGCACATAGCACTCACAAGTCCGACGAGCGGACAGGAGGTCGACTACCCACTGTG

ANXA11

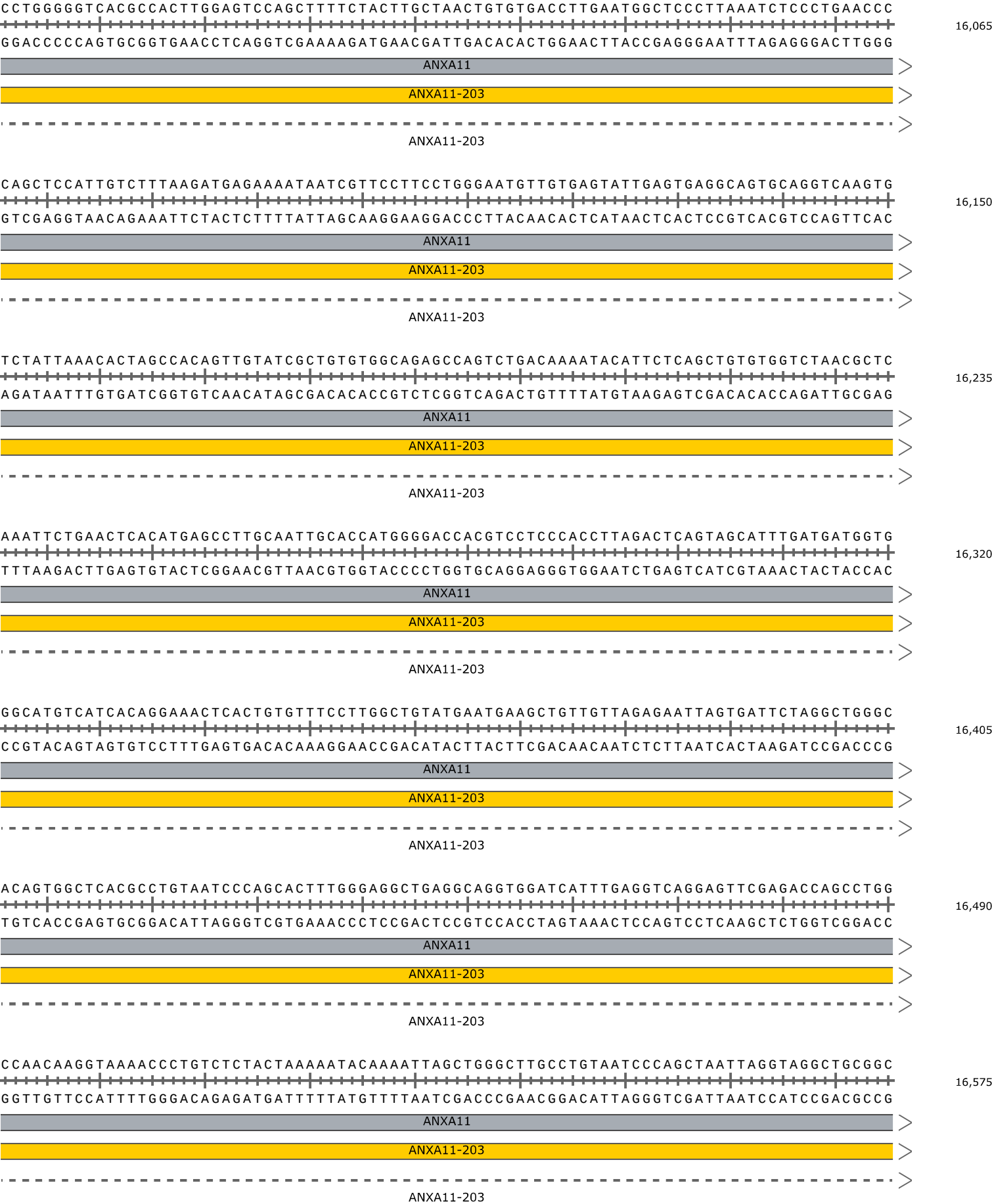
ANXA11-203

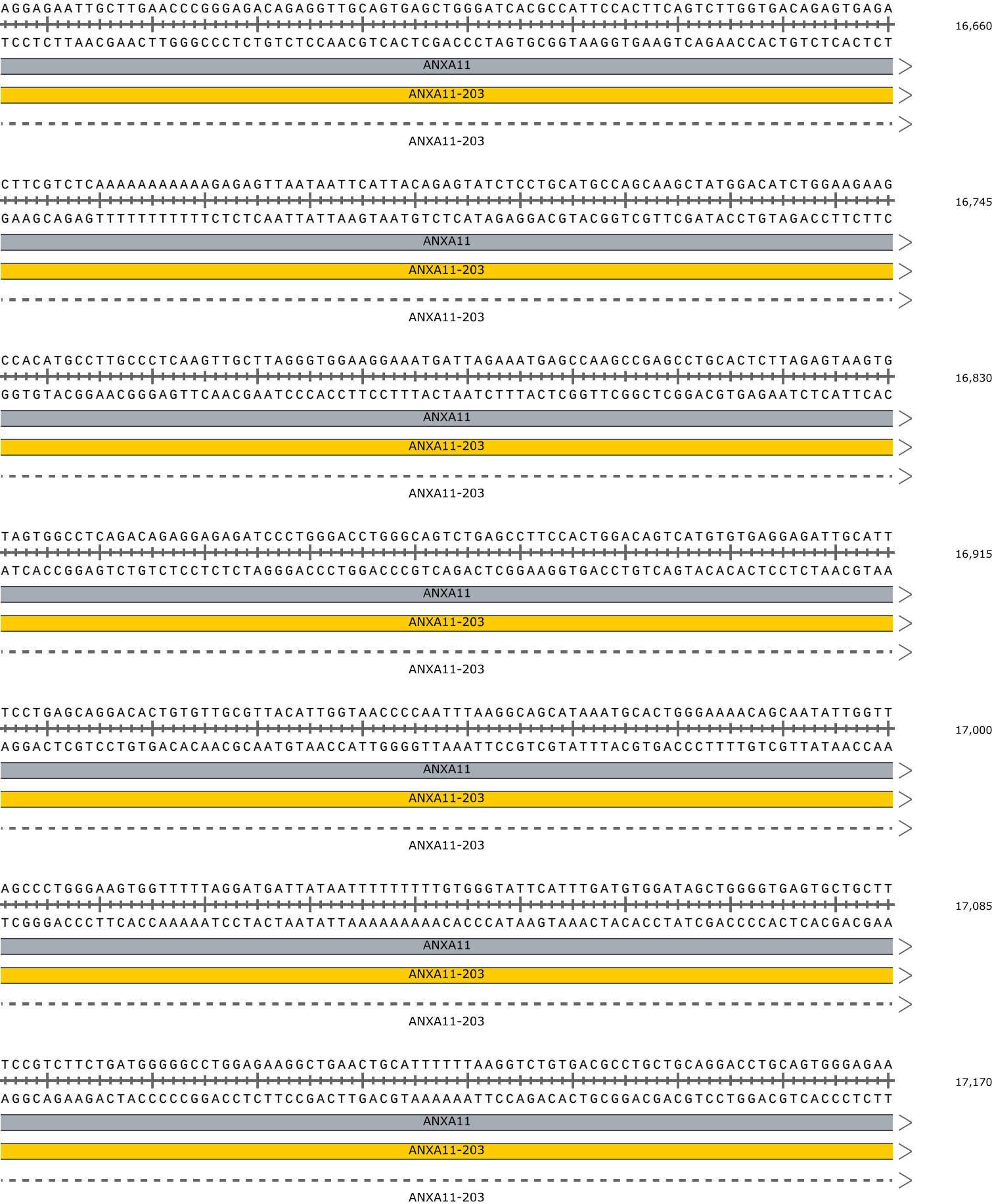
ANXA11-203













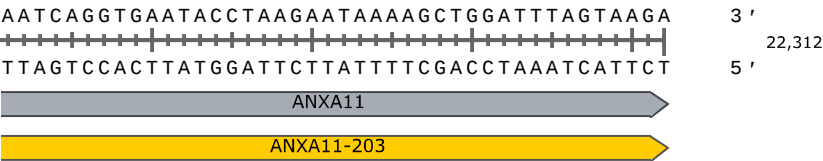
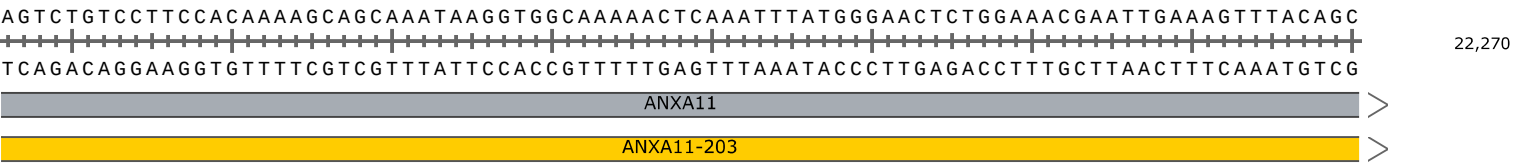
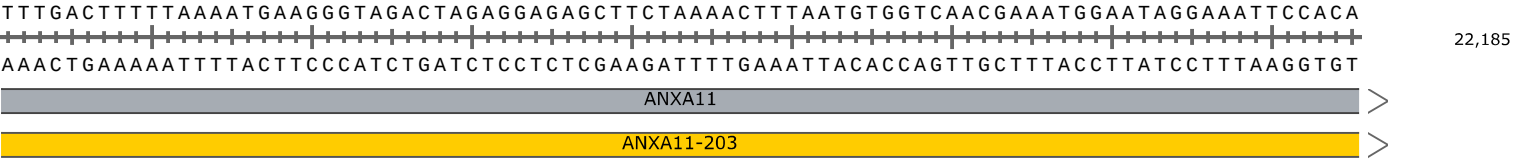


































Feature		Location	Size		Type
✓ ANXA11		1 .. 22,312	22,312 bp		→ gene
/note	=	gene ENSG00000122359 Protein coding			
ANXA11-202		1 .. 22,312	22,312 bp		→ prim_transcript
/note	=	primary transcript ENST00000372231			
✓ ANXA11-203		1 .. 22,312	22,312 bp		→ prim_transcript
/note	=	primary transcript ENST00000422982			
ANXA11-205		1 .. 22,312	22,312 bp		→ prim_transcript
/note	=	primary transcript ENST00000438331			
ANXA11-208		1 .. 367	367 bp		→ prim_transcript
/note	=	primary transcript ENST00000463657 protein_coding_CDS_not_defined			
ANXA11-204		180 .. 4121	3942 bp		→ prim_transcript
/note	=	primary transcript ENST00000437799			
ANXA11-201		330 .. 18,077	17,748 bp		→ prim_transcript
/note	=	primary transcript ENST00000265447			
ANXA11-202		340 .. 17,348	17,009 bp		→ CDS
▶ 14 segments	=	1518 bp			
/note	=	coding sequence ENSP00000361305			
/translation	=	MSYPGYPPPPGGYPPAAP,,GGGPWGGAAAYPPPPSMPPIGLDNVATYAGQFNQDYLSGM,,AANMSGTFGGANMPNLYPGAPGAGYPPVPPG GFGQPPSAQQPVPPYGMYPGGNPPSRMPSYPYPGAPVPGQPMPPPGQQPPGAYPGQPPVTPGQPPVPLPGQQQPVPSYPGYPGS GTVTPAVPPTQ,,FGSRGTITDAPGFDPLRDAEVLKAMKGF,,GTDEQAIIDCLGSRSNKQRQQILLSFKTAYGK,,DLIKDLKSELSGNFEKTIL ALMKTPLVLDIYEIKEAIK,,GVGTDEACLIEILASRSNEHIRELNRAYKA,,EFKKTLEEAIKSDTSGHFQRLILSLQ,,GNRDESTNVDMSLAQR DAQ,,ELYAAGENRLGTDESKFNAVLCSRSRAHLVA,,VFNEYQRMTRDIEKSICREMSGDLEEGLAV,,VKCLKNTPAFFAERLNKAMR,,GA GAGTKDRTLIRIMVSRSETDLLDIRSEYKRMYGKSLYHDIS,,GDTSGDYRKILLKICGGND*			
✓ ANXA11-203		340 .. 17,348	17,009 bp		→ CDS
▶ 14 segments	=	1518 bp			
/note	=	coding sequence ENSP00000404412			
/translation	=	MSYPGYPPPPGGYPPAAP,,GGGPWGGAAAYPPPPSMPPIGLDNVATYAGQFNQDYLSGM,,AANMSGTFGGANMPNLYPGAPGAGYPPVPPG GFGQPPSAQQPVPPYGMYPGGNPPSRMPSYPYPGAPVPGQPMPPPGQQPPGAYPGQPPVTPGQPPVPLPGQQQPVPSYPGYPGS GTVTPAVPPTQ,,FGSRGTITDAPGFDPLRDAEVLKAMKGF,,GTDEQAIIDCLGSRSNKQRQQILLSFKTAYGK,,DLIKDLKSELSGNFEKTIL ALMKTPLVLDIYEIKEAIK,,GVGTDEACLIEILASRSNEHIRELNRAYKA,,EFKKTLEEAIKSDTSGHFQRLILSLQ,,GNRDESTNVDMSLAQR DAQ,,ELYAAGENRLGTDESKFNAVLCSRSRAHLVA,,VFNEYQRMTRDIEKSICREMSGDLEEGLAV,,VKCLKNTPAFFAERLNKAMR,,GA GAGTKDRTLIRIMVSRSETDLLDIRSEYKRMYGKSLYHDIS,,GDTSGDYRKILLKICGGND*			
ANXA11-205		340 .. 17,348	17,009 bp		→ CDS
▶ 14 segments	=	1518 bp			
/note	=	coding sequence ENSP00000398610			
/translation	=	MSYPGYPPPPGGYPPAAP,,GGGPWGGAAAYPPPPSMPPIGLDNVATYAGQFNQDYLSGM,,AANMSGTFGGANMPNLYPGAPGAGYPPVPPG GFGQPPSAQQPVPPYGMYPGGNPPSRMPSYPYPGAPVPGQPMPPPGQQPPGAYPGQPPVTPGQPPVPLPGQQQPVPSYPGYPGS GTVTPAVPPTQ,,FGSRGTITDAPGFDPLRDAEVLKAMKGF,,GTDEQAIIDCLGSRSNKQRQQILLSFKTAYGK,,DLIKDLKSELSGNFEKTIL ALMKTPLVLDIYEIKEAIK,,GVGTDEACLIEILASRSNEHIRELNRAYKA,,EFKKTLEEAIKSDTSGHFQRLILSLQ,,GNRDESTNVDMSLAQR DAQ,,ELYAAGENRLGTDESKFNAVLCSRSRAHLVA,,VFNEYQRMTRDIEKSICREMSGDLEEGLAV,,VKCLKNTPAFFAERLNKAMR,,GA GAGTKDRTLIRIMVSRSETDLLDIRSEYKRMYGKSLYHDIS,,GDTSGDYRKILLKICGGND*			
ANXA11-204		340 .. 4121	3782 bp		→ CDS
▶ 3 segments	=	450 bp			
/note	=	coding sequence ENSP00000414642			
/translation	=	MSYPGYPPPPGGYPPAAP,,GGGPWGGAAAYPPPPSMPPIGLDNVATYAGQFNQDYLSGM,,AANMSGTFGGANMPNLYPGAPGAGYPPVPPG GFGQPPSAQQPVPPYGMYPGGNPPSRMPSYPYPGAPVPGQPMPPPGQQPPGAYPGQPPV 150 amino acids = 15.0 kDa			
✓ Donor Template WT -> SNV		2311 .. 2373	63 bp		⇐ misc_feature
ANXA11-201		2330 .. 17,348	15,019 bp		→ CDS
▶ 13 segments	=	1419 bp			
/note	=	coding sequence ENSP00000265447			
/translation	=	MPPIGLDNVATYAGQFNQDYLSGM,,AANMSGTFGGANMPNLYPGAPGAGYPPVPPGGFGQPPSAQQPVPPYGMYPGGNPPSRMPSYP PYPGAPVPGQPMPPPGQQPPGAYPGQPPVTPGQPPVPLPGQQQPVPSYPGYPGSGTVTPAVPPTQ,,FGSRGTITDAPGFDPLRDAEVL KAMKGF,,GTDEQAIIDCLGSRSNKQRQQILLSFKTAYGK,,DLIKDLKSELSGNFEKTILALMKTPLVLDIYEIKEAIK,,GVGTDEACLIEILASRS NEHIRELNRAYKA,,EFKKTLEEAIKSDTSGHFQRLILSLQ,,GNRDESTNVDMSLAQRDAQ,,ELYAAGENRLGTDESKFNAVLCSRSRAHLVA ,,VFNEYQRMTRDIEKSICREMSGDLEEGLAV,,VKCLKNTPAFFAERLNKAMR,,GAGTKDRTLIRIMVSRSETDLLDIRSEYKRMYGKSLYH DIS,,GDTSGDYRKILLKICGGND*			
✓ PAM		2337 .. 2339	3 bp		⇐ misc_feature
✓ Protospacer Sequence		2340 .. 2359	20 bp		⇐ misc_feature

Feature		Location		Size			Type
✓	SNV	2342	.. 2342	1 bp			misc_feature
/note = WT = G SNV = A							
	ANXA11-210	4114	.. 6802	2689 bp			prim_transcript
/note = primary transcript ENST00000481805 Retained intron							
	ANXA11-206	11,189	.. 17,561	6373 bp			prim_transcript
/note = primary transcript ENST00000447489							
	ANXA11-206	11,189	.. 16,792	5604 bp			CDS
5 segments = 446 bp							
/note = coding sequence ENSP00000405009							
/translation = GRTAWEQTSPPSSMRFCAPGAGPTW*Q,,FSMSTRE*QAGTLRRASAGRCPGTWRRACWPW,,*NVSRIQPSLRRGSTRP*G,,GQEQRTGP* FASWCLAARPTSWTSDQSIGCTASRCTTTTSR,,VSPACQQA MDIWKKPHALPSSCLGWKEMI 148 codons (5 internal stop codons)							
	ANXA11-207	15,183	.. 17,613	2431 bp			prim_transcript
/note = primary transcript ENST00000463340 protein_coding_CDS_not_defined							

Primer	Length		Binding Sites		Tm	Date Added
✓ PCR Reverse	20-mer		2143 .. 2162		59°C	Jan 10, 2023
/sequence	=	TCATGTGGTCTGTGGTGTCC				
		55% GC / 6146.0 Da				
✓ Donor Template WT -> SNV	63-mer		2311 .. 2373		81°C	Jan 10, 2023
/sequence	=	TGCCCCGCATAGGTGGCCACGTTATCCAGCCTGATGGGGGGCATGCTGGGCGGAGGAGGGTAG				
		67% GC / 19,642.7 Da				
✓ gRNA Protospacer	20-mer		2340 .. 2359		65°C	Jan 10, 2023
/sequence	=	GGCCACGTTATCCAGCCCGA				
		65% GC / 6063.0 Da				
✓ PCR Forward	21-mer		2545 .. 2565		58°C	Jan 10, 2023
/sequence	=	GCAGAAGCCTGATGAAAACCC				
		52% GC / 6433.3 Da				
✓ Sanger Sequencing	21-mer		2545 .. 2565		58°C	Jan 10, 2023
/sequence	=	GCAGAAGCCTGATGAAAACCC				
		52% GC / 6433.3 Da				